



**INSTITUTO TECNOLÓGICO SUPERIOR DE TEPEXI DE RODRÍGUEZ  
ESTADO DE PUEBLA**

**Estado de Situación Financiera**

**Al 31/ago./2020**

Usr: supervisor  
Rep: rptEstadoSituacionFinanciera

Fecha y 30/sep./2020  
hora de Impresión 11:29 a. m.

| <b>ACTIVO</b>                                  | <b>2020</b>                   | <b>2019</b>                   | <b>PASIVO</b>   | <b>2020</b>                   | <b>2019</b>                   |
|--|-------------------------------|-------------------------------|---|-------------------------------|-------------------------------|
| <b><u>ACTIVO CIRCULANTE</u></b>                | <b><u>\$5,128,452.51</u></b>  | <b><u>\$4,327,855.53</u></b>  | <b><u>PASIVO CIRCULANTE</u></b>                                   | <b><u>\$1,670,764.48</u></b>  | <b><u>\$1,786,146.15</u></b>  |
| EFFECTIVO Y EQUIVALENTES                       | \$3,824,446.14                | \$3,640,027.64                | CUENTAS POR PAGAR A CORTO PLAZO                                   | \$1,303,751.33                | \$1,419,133.00                |
| DERECHOS A RECIBIR EFECTIVO O EQUIVALENTES     | \$1,304,006.37                | \$523,237.55                  | DOCUMENTOS POR PAGAR A CORTO PLAZO                                | \$0.00                        | \$0.00                        |
| DERECHOS A RECIBIR BIENES O SERVICIOS          | \$0.00                        | \$164,590.34                  | PORCIÓN A CORTO PLAZO DE LA DEUDA PÚBLICA A LA                    | \$0.00                        | \$0.00                        |
| INVENTARIOS                                    | \$0.00                        | \$0.00                        | TÍTULOS Y VALORES A CORTO PLAZO                                   | \$0.00                        | \$0.00                        |
| ALMACENES                                      | \$0.00                        | \$0.00                        | PASIVOS DIFERIDOS A CORTO PLAZO                                   | \$0.00                        | \$0.00                        |
| ESTIMACIÓN POR PÉRDIDA O DETERIORO DE ACTIVOS  | \$0.00                        | \$0.00                        | FONDOS Y BIENES DE TERCEROS EN GARANTÍA Y/O A                     | \$0.00                        | \$0.00                        |
| OTROS ACTIVOS CIRCULANTES                      | \$0.00                        | \$0.00                        | PROVISIONES A CORTO PLAZO   | \$0.00                        | \$0.00                        |
| <b>Total de Activos Circulantes</b>            | <b>\$5,128,452.51</b>         | <b>\$4,327,855.53</b>         | OTROS PASIVOS A CORTO PLAZO                                       | \$367,013.15                  | \$367,013.15                  |
|  |                               |                               | <b>Total de Pasivos Circulantes</b>                               | <b>\$1,670,764.48</b>         | <b>\$1,786,146.15</b>         |
| <b><u>ACTIVO NO CIRCULANTE</u></b>             | <b><u>\$44,508,409.01</u></b> | <b><u>\$44,055,086.67</u></b> | <b><u>PASIVO NO CIRCULANTE</u></b>                                | <b><u>\$0.00</u></b>          | <b><u>\$0.00</u></b>          |
| INVERSIONES FINANCIERAS A LARGO PLAZO          | \$0.00                        | \$0.00                        | CUENTAS POR PAGAR A LARGO PLAZO                                   | \$0.00                        | \$0.00                        |
| DERECHOS A RECIBIR EFECTIVO O EQUIVALENTES A L | \$0.00                        | \$0.00                        | DOCUMENTOS POR PAGAR A LARGO PLAZO                                | \$0.00                        | \$0.00                        |
| BIENES INMUEBLES, INFRAESTRUCTURA Y CONSTRUC   | \$26,594,559.56               | \$26,594,559.56               | DEUDA PÚBLICA A LARGO PLAZO                                       | \$0.00                        | \$0.00                        |
| BIENES MUEBLES                                 | \$33,191,956.97               | \$32,738,634.63               | PASIVOS DIFERIDOS A LARGO PLAZO                                   | \$0.00                        | \$0.00                        |
| ACTIVOS INTANGIBLES                            | \$0.00                        | \$0.00                        | FONDOS Y BIENES DE TERCEROS EN GARANTÍA Y/O A                     | \$0.00                        | \$0.00                        |
| DEPRECIACIÓN, DETERIORO Y AMORTIZACIÓN ACUMU   | -\$15,278,107.52              | -\$15,278,107.52              | PROVISIONES A LARGO PLAZO   | \$0.00                        | \$0.00                        |
| ACTIVOS DIFERIDOS                              | \$0.00                        | \$0.00                        | <b>Total de Pasivos No Circulantes</b>                            | <b>\$0.00</b>                 | <b>\$0.00</b>                 |
| ESTIMACIÓN POR PÉRDIDA O DETERIORO DE ACTIVOS  | \$0.00                        | \$0.00                        |   |                               |                               |
| OTROS ACTIVOS NO CIRCULANTES                   | \$0.00                        | \$0.00                        | <b>Total de Pasivos</b>   | <b>\$1,670,764.48</b>         | <b>\$1,786,146.15</b>         |
| <b>Total de Activos No Circulantes</b>         | <b>\$44,508,409.01</b>        | <b>\$44,055,086.67</b>        | <b>HACIENDA PÚBLICA/ PATRIMONIO</b>                               |                               |                               |
| <b>Total de Activos</b>                        | <b>\$49,636,861.52</b>        | <b>\$48,382,942.20</b>        | <b><u>HACIENDA PÚBLICA/PATRIMONIO CONTRIBUIDO</u></b>             | <b><u>\$0.00</u></b>          | <b><u>\$0.00</u></b>          |
|  |                               |                               | APORTACIONES  | \$0.00                        | \$0.00                        |
|  |                               |                               | DONACIONES DE CAPITAL   | \$0.00                        | \$0.00                        |
|  |                               |                               | ACTUALIZACIÓN DE LA HACIENDA PÚBLICA/PATRIMONIO                   | \$0.00                        | \$0.00                        |
|  |                               |                               | <b><u>HACIENDA PÚBLICA /PATRIMONIO GENERADO</u></b>               | <b><u>\$47,966,097.04</u></b> | <b><u>\$46,596,796.05</u></b> |
|  |                               |                               | RESULTADOS DEL EJERCICIO (AHORRO/ DESAHORRO)                      | \$1,383,522.08                | \$0.00                        |
|  |                               |                               | RESULTADOS DE EJERCICIOS ANTERIORES                               | \$46,582,574.96               | \$46,596,796.05               |
|  |                               |                               | REVALÚOS  | \$0.00                        | \$0.00                        |
|  |                               |                               | RESERVAS  | \$0.00                        | \$0.00                        |
|  |                               |                               | RECTIFICACIONES DE RESULTADOS DE EJERCICIOS A                     | \$0.00                        | \$0.00                        |
|  |                               |                               | <b><u>EXCESO O INSUFICIENCIA EN LA ACTUALIZACIÓN DE LA H/</u></b> | <b><u>\$0.00</u></b>          | <b><u>\$0.00</u></b>          |
|  |                               |                               | RESULTADO POR POSICIÓN MONETARIA                                  | \$0.00                        | \$0.00                        |
|  |                               |                               | RESULTADO POR TENENCIA DE ACTIVOS NO MONETA                       | \$0.00                        | \$0.00                        |



**INSTITUTO TECNOLÓGICO SUPERIOR DE TEPEXI DE RODRÍGUEZ**  
**ESTADO DE PUEBLA**

**Estado de Situación Financiera**

**Al 31/ago./2020**

Usr: supervisor

Rep: rptEstadoSituacionFinanciera

Fecha y 30/sep./2020

hora de Impresión 11:29 a. m.

|   | <u>2020</u>     | <u>2019</u>     |
|---|-----------------|-----------------|
| Total Hacienda Pública/Patrimonio             | \$47,966,097.04 | \$46,596,796.05 |
| Total de Pasivo y Hacienda Pública/Patrimonio | \$49,636,861.52 | \$48,382,942.20 |



**INSTITUTO TECNOLÓGICO SUPERIOR DE TEPEXI DE RODRÍGUEZ  
ESTADO DE PUEBLA**

**Estado de Situación Financiera**

**Al 31/ago./2020**

Usr: supervisor  
Rep: rptEstadoSituacionFinanciera

Fecha y | 30/sep./2020  
hora de Impresión | 11:29 a. m.

|  | <u>2020</u>     | <u>2019</u>          |
|--|-----------------|----------------------|
| <b>CUENTAS DE ORDEN PRESUPUESTARIAS</b>      |                 |                      |
| <b><u>LEY DE INGRESOS</u></b>                |                 | <b><u>\$0.00</u></b> |
| LEY DE INGRESOS ESTIMADA                     | \$30,439,640.00 | \$27,638,708.00      |
| LEY DE INGRESOS POR EJECUTAR                 | \$12,150,682.35 | -\$3,556,047.50      |
| MODIFICACIONES A LA LEY DE INGRESOS ESTIMADA | \$0.00          | \$0.00               |
| LEY DE INGRESOS DEVENGADA                    | \$18,288,957.65 | \$31,194,755.50      |
| LEY DE INGRESOS RECAUDADA                    | \$18,288,957.65 | \$31,194,755.50      |
| <b><u>PRESUPUESTO DE EGRESOS</u></b>         |                 | <b><u>\$0.00</u></b> |
| PRESUPUESTO DE EGRESOS APROBADO              | \$30,439,640.00 | \$27,638,708.00      |
| PRESUPUESTO DE EGRESOS POR EJERCER           | \$14,586,832.05 | \$1,632,263.69       |
| MODIFICACIONES AL PRESUPUESTO DE EGRESOS APF | \$1,304,071.84  | \$4,464,559.04       |
| PRESUPUESTO DE EGRESOS COMPROMETIDO          | \$17,156,879.79 | \$30,471,003.35      |
| PRESUPUESTO DE EGRESOS DEVENGADO             | \$17,156,879.79 | \$30,471,003.35      |
| PRESUPUESTO DE EGRESOS EJERCIDO              | \$17,156,879.79 | \$29,773,675.25      |
| PRESUPUESTO DE EGRESOS PAGADO                | \$17,156,879.79 | \$29,773,675.25      |

"Bajo protesta de decir verdad declaramos que los Estados Financieros y sus notas, son razonablemente correctos y son responsabilidad del emisor".

\_\_\_\_\_  
LIC. HUGO CARDOSO HERNANDEZ  
DIRECTOR GENERAL

\_\_\_\_\_  
L.C. MISHAEL MARTINEZ CABRERA  
JEFE DEL DEPARTAMENTO DE RECURSOS FINANCIEROS

\_\_\_\_\_  
L.C. GUILLERMINA MARTINEZ CORONA  
SUBDIRECTORA ADMINISTRATIVA

\_\_\_\_\_  
C.P. DULCE MARIA SANCHEZ HERNANDEZ  
JEFA DE DEPARTAMENTO DE PLANEACION, PROGRAMACION  
Y EVALUACION



**INSTITUTO TECNOLÓGICO SUPERIOR DE TEPEXI DE RODRÍGUEZ  
ESTADO DE PUEBLA**

**Estado de Variación en la Hacienda Pública  
Del 01/ene/2020 Al 31/ago./2020**

Usr: supervisor  
Rep: rptEstadoVariacionHacienda

Fecha y 30/sep./2020  
hora de Impresión 11:30 a. m.

| Concepto   | Hacienda Pública/<br>Patrimonio Contribuido | Hacienda Pública/<br>Patrimonio Generado De Ejercicios Anteriores | Hacienda Pública/<br>Patrimonio Generado Del Ejercicio | Exceso o Insuficiencia en la Actualización de la Hacienda Pública / Patrimonio | Total                  |
|--|---|---|--|--|------------------------|
| <b>HACIENDA PÚBLICA/PATRIMONIO CONTRIBUIDO NETO 2019</b>   | <b>\$0.00</b>                               | <b>\$0.00</b>   | <b>\$0.00</b>  | <b>\$0.00</b>  | <b>\$0.00</b>          |
| APORTACIONES   | \$0.00                                      | \$0.00  | \$0.00   | \$0.00   | \$0.00                 |
| DONACIONES DE CAPITAL  | \$0.00                                      | \$0.00  | \$0.00   | \$0.00   | \$0.00                 |
| ACTUALIZACIÓN DE LA HACIENDA PÚBLICA/PATRIMONIO  | \$0.00                                      | \$0.00  | \$0.00   | \$0.00   | \$0.00                 |
| <b>HACIENDA PÚBLICA /PATRIMONIO GENERADO NETO 2019</b>   | <b>\$0.00</b>                               | <b>\$46,596,796.05</b>  | <b>\$0.00</b>  | <b>\$0.00</b>  | <b>\$46,596,796.05</b> |
| RESULTADOS DEL EJERCICIO (AHORRO/ DESAHORRO)   | \$0.00                                      | \$0.00  | \$0.00   | \$0.00   | \$0.00                 |
| RESULTADOS DE EJERCICIOS ANTERIORES  | \$0.00                                      | \$46,596,796.05   | \$0.00   | \$0.00   | \$46,596,796.05        |
| REVALÚOS   | \$0.00                                      | \$0.00  | \$0.00   | \$0.00   | \$0.00                 |
| RESERVAS   | \$0.00                                      | \$0.00  | \$0.00   | \$0.00   | \$0.00                 |
| <b>RECTIFICACIONES DE RESULTADOS DE EJERCICIOS ANTERIORES</b>  | <b>\$0.00</b>                               | <b>\$0.00</b>   | <b>\$0.00</b>  | <b>\$0.00</b>  | <b>\$0.00</b>          |
| <b>EXCESO O INSUFICIENCIA EN LA ACTUALIZACIÓN DE LA HACIENDA PÚBLICA/ PATRIMONIO NETO 2019</b>               | <b>\$0.00</b>                               | <b>\$0.00</b>   | <b>\$0.00</b>  | <b>\$0.00</b>  | <b>\$0.00</b>          |
| RESULTADO POR POSICIÓN MONETARIA   | \$0.00                                      | \$0.00  | \$0.00   | \$0.00   | \$0.00                 |
| RESULTADO POR TENENCIA DE ACTIVOS NO MONETARIOS  | \$0.00                                      | \$0.00  | \$0.00   | \$0.00   | \$0.00                 |
| <b>HACIENDA PÚBLICA / PATRIMONIO NETO FINAL 2019</b>   | <b>\$0.00</b>                               | <b>\$46,596,796.05</b>  | <b>\$0.00</b>  | <b>\$0.00</b>  | <b>\$46,596,796.05</b> |
| <b>CAMBIOS EN LA HACIENDA PÚBLICA/PATRIMONIO CONTRIBUIDO NETO 2020</b>                                       | <b>\$0.00</b>                               | <b>\$0.00</b>   | <b>\$0.00</b>  | <b>\$0.00</b>  | <b>\$0.00</b>          |
| APORTACIONES   | \$0.00                                      | \$0.00  | \$0.00   | \$0.00   | \$0.00                 |
| DONACIONES DE CAPITAL  | \$0.00                                      | \$0.00  | \$0.00   | \$0.00   | \$0.00                 |
| ACTUALIZACIÓN DE LA HACIENDA PÚBLICA/PATRIMONIO  | \$0.00                                      | \$0.00  | \$0.00   | \$0.00   | \$0.00                 |
| <b>VARIACIONES DE LA HACIENDA PÚBLICA / PATRIMONIO GENERADO NETO 2020</b>                                    | <b>\$0.00</b>                               | <b>-\$14,221.09</b>   | <b>\$1,383,522.08</b>                                  | <b>\$0.00</b>  | <b>\$1,369,300.99</b>  |
| RESULTADOS DEL EJERCICIO (AHORRO/ DESAHORRO)   | \$0.00                                      | \$0.00  | \$1,383,522.08   | \$0.00   | \$1,383,522.08         |
| RESULTADOS DE EJERCICIOS ANTERIORES  | \$0.00                                      | -\$14,221.09  | \$0.00   | \$0.00   | -\$14,221.09           |
| REVALÚOS   | \$0.00                                      | \$0.00  | \$0.00   | \$0.00   | \$0.00                 |
| RESERVAS   | \$0.00                                      | \$0.00  | \$0.00   | \$0.00   | \$0.00                 |
| <b>RECTIFICACIONES DE RESULTADOS DE EJERCICIOS ANTERIORES</b>  | <b>\$0.00</b>                               | <b>\$0.00</b>   | <b>\$0.00</b>  | <b>\$0.00</b>  | <b>\$0.00</b>          |
| <b>CAMBIOS EN EL EXCESO O INSUFICIENCIA EN LA ACTUALIZACIÓN DE LA HACIENDA PÚBLICA/ PATRIMONIO NETO 2020</b> | <b>\$0.00</b>                               | <b>\$0.00</b>   | <b>\$0.00</b>  | <b>\$0.00</b>  | <b>\$0.00</b>          |
| RESULTADO POR POSICIÓN MONETARIA   | \$0.00                                      | \$0.00  | \$0.00   | \$0.00   | \$0.00                 |
| RESULTADO POR TENENCIA DE ACTIVOS NO MONETARIOS  | \$0.00                                      | \$0.00  | \$0.00   | \$0.00   | \$0.00                 |
| <b>HACIENDA PÚBLICA / PATRIMONIO NETO FINAL 2020</b>   | <b>\$0.00</b>                               | <b>\$46,582,574.96</b>  | <b>\$1,383,522.08</b>                                  | <b>\$0.00</b>  | <b>\$47,966,097.04</b> |



INSTITUTO TECNOLÓGICO SUPERIOR DE TEPEXI DE RODRÍGUEZ  
ESTADO DE PUEBLA

Estado de Variación en la Hacienda Pública

Del 01/ene/2020 Al 31/ago./2020

Usu: supervisor

Rep: rptEstadoVariacionHacienda

Fecha y 30/sep./2020

hora de Impresión 11:30 a. m.

| Concepto | Hacienda<br>Pública/<br>Patrimonio<br>Contribuido | Hacienda Pública/<br>Patrimonio<br>Generado De<br>Ejercicios<br>Anteriores | Hacienda<br>Pública/<br>Patrimonio<br>Generado Del<br>Ejercicio | Exceso o<br>Insuficiencia en la<br>Actualización de la<br>Hacienda Pública /<br>Patrimonio | Total |
|----------|---|--|---|--|-------|
|----------|---|--|---|--|-------|

"Bajo protesta de decir verdad declaramos que los Estados Financieros y sus notas, son razonablemente correctos y son responsabilidad del emisor".

\_\_\_\_\_  
LIC. HUGO CARDOSO HERNANDEZ  
DIRECTOR GENERAL

\_\_\_\_\_  
L.C. GUILLERMINA MARTINEZ CORONA  
SUBDIRECTORA ADMINISTRATIVA

\_\_\_\_\_  
L.C. MISAEL MARTINEZ CABRERA  
JEFE DEL DEPARTAMENTO DE RECURSOS FINANCIEROS

\_\_\_\_\_  
C.P. DULCE MARIA SANCHEZ HERNANDEZ  
JEFA DE DEPARTAMENTO DE PLANEACION, PROGRAMACION  
Y EVALUACION



**INSTITUTO TECNOLÓGICO SUPERIOR DE TEPEXI DE RODRÍGUEZ  
ESTADO DE PUEBLA**

**Estado de Cambios en la Situación Financiera**

**Del 01/ene./2020 Al 31/ago./2020**

Usu: supervisor

Rep: rptEstadoCambiosSituacionFinanciera

Fecha y hora de Impresión | 30/sep./2020  
11:31 a. m.

06

|   | <u>Origen</u>                | <u>Aplicación</u>          |
|---|------------------------------|----------------------------|
| <b>ACTIVO</b>   |                              | <b>\$1,253,919.32</b>      |
| <b><u>ACTIVO CIRCULANTE</u></b>   |                              | <b><u>\$800,596.98</u></b> |
| EFFECTIVO Y EQUIVALENTES  |                              | \$184,418.50               |
| DERECHOS A RECIBIR EFECTIVO O EQUIVALENTES  |                              | \$780,768.82               |
| DERECHOS A RECIBIR BIENES O SERVICIOS   | \$164,590.34                 |                            |
| INVENTARIOS   |                              |                            |
| ALMACENES   |                              |                            |
| ESTIMACIÓN POR PÉRDIDA O DETERIORO DE ACTIVOS CIRCULANTES                                   |                              |                            |
| OTROS ACTIVOS CIRCULANTES   |                              |                            |
| <b><u>ACTIVO NO CIRCULANTE</u></b>  |                              | <b><u>\$453,322.34</u></b> |
| INVERSIONES FINANCIERAS A LARGO PLAZO   |                              |                            |
| DERECHOS A RECIBIR EFECTIVO O EQUIVALENTES A LARGO PLAZO                                    |                              |                            |
| BIENES INMUEBLES, INFRAESTRUCTURA Y CONSTRUCCIONES EN PROCESO                               |                              |                            |
| BIENES MUEBLES  |                              | \$453,322.34               |
| ACTIVOS INTANGIBLES   |                              |                            |
| DEPRECIACIÓN, DETERIORO Y AMORTIZACIÓN ACUMULADA DE BIENES                                  |                              |                            |
| ACTIVOS DIFERIDOS   |                              |                            |
| ESTIMACIÓN POR PÉRDIDA O DETERIORO DE ACTIVOS NO CIRCULANTES                                |                              |                            |
| OTROS ACTIVOS NO CIRCULANTES  |                              |                            |
| <b>PASIVO</b>   |                              | <b>\$115,381.67</b>        |
| <b><u>PASIVO CIRCULANTE</u></b>   |                              | <b><u>\$115,381.67</u></b> |
| CUENTAS POR PAGAR A CORTO PLAZO   |                              | \$115,381.67               |
| DOCUMENTOS POR PAGAR A CORTO PLAZO  |                              |                            |
| PORCIÓN A CORTO PLAZO DE LA DEUDA PÚBLICA A LARGO PLAZO                                     |                              |                            |
| TÍTULOS Y VALORES A CORTO PLAZO   |                              |                            |
| PASIVOS DIFERIDOS A CORTO PLAZO   |                              |                            |
| FONDOS Y BIENES DE TERCEROS EN GARANTÍA Y/O ADMINISTRACIÓN A CORTO PLAZO                    |                              |                            |
| PROVISIONES A CORTO PLAZO   |                              |                            |
| OTROS PASIVOS A CORTO PLAZO   |                              |                            |
| <b><u>PASIVO NO CIRCULANTE</u></b>  |                              |                            |
| CUENTAS POR PAGAR A LARGO PLAZO   |                              |                            |
| DOCUMENTOS POR PAGAR A LARGO PLAZO  |                              |                            |
| DEUDA PÚBLICA A LARGO PLAZO   |                              |                            |
| PASIVOS DIFERIDOS A LARGO PLAZO   |                              |                            |
| FONDOS Y BIENES DE TERCEROS EN GARANTÍA Y/O ADMINISTRACIÓN A LARGO PLAZO                    |                              |                            |
| PROVISIONES A LARGO PLAZO   |                              |                            |
| <b>HACIENDA PÚBLICA/ PATRIMONIO</b>   | <b>\$1,369,300.99</b>        |                            |
| <b><u>HACIENDA PÚBLICA/PATRIMONIO CONTRIBUIDO</u></b>                                       |                              |                            |
| APORTACIONES  |                              |                            |
| DONACIONES DE CAPITAL   |                              |                            |
| ACTUALIZACIÓN DE LA HACIENDA PÚBLICA/PATRIMONIO   |                              |                            |
| <b><u>HACIENDA PÚBLICA /PATRIMONIO GENERADO</u></b>   | <b><u>\$1,369,300.99</u></b> |                            |
| RESULTADOS DEL EJERCICIO (AHORRO/ DESAHORRO)  | \$1,383,522.08               |                            |
| RESULTADOS DE EJERCICIOS ANTERIORES   |                              | \$14,221.09                |
| REVALÚOS  |                              |                            |
| RESERVAS  |                              |                            |
| RECTIFICACIONES DE RESULTADOS DE EJERCICIOS ANTERIORES                                      |                              |                            |
| <b><u>EXCESO O INSUFICIENCIA EN LA ACTUALIZACIÓN DE LA HACIENDA PÚBLICA/ PATRIMONIO</u></b> |                              |                            |
| RESULTADO POR POSICIÓN MONETARIA  |                              |                            |
| RESULTADO POR TENENCIA DE ACTIVOS NO MONETARIOS   |                              |                            |



INSTITUTO TECNOLÓGICO SUPERIOR DE TEPEXI DE RODRÍGUEZ  
ESTADO DE PUEBLA

07

Estado de Cambios en la Situación Financiera  
Del 01/ene./2020 Al 31/ago./2020

Usu: supervisor  
Rep: rptEstadoCambiosSituacionFinanciera

Fecha y hora de Impresión | 30/sep./2020  
11:31 a. m.

Origen

Aplicación

"Bajo protesta de decir verdad declaramos que los Estados Financieros y sus notas, son razonablemente correctos y son responsabilidad del emisor".

LIC. HUGO CARDOSO HERNANDEZ  
DIRECTOR GENERAL

L.C. GUILLERMINA MARTINEZ CORONA  
SUBDIRECTORA ADMINISTRATIVA

L.C. MISAEL MARTINEZ CABRERA  
JEFE DEL DEPARTAMENTO DE RECURSOS FINANCIEROS

C.P. DULCE MARIA SANCHEZ HERNANDEZ  
JEFA DE DEPARTAMENTO DE PLANEACION, PROGRAMACION  
Y EVALUACION



INSTITUTO TECNOLÓGICO SUPERIOR DE TEPEXI DE RODRIGUEZ  
ESTADO DE PUEBLA  
Informe de Pasivos Contingentes  
Del 01 de Enero al 31 de Agosto 2020



| ORIGEN         | IMPORTE  |
|----------------|--|
| <u>ORIGEN:</u> | <u>IMPORTE:</u><br><br><p style="text-align: center; font-size: 2em; opacity: 0.5;">NO APLICA</p><br><br><u>TOTAL:</u> |

Bajo protesta de decir verdad declaramos que los Estados Financieros y sus Notas son razonablemente correctos y responsabilidad del emisor.

LIC. HUGO CARDOSO HERNÁNDEZ

DIRECTOR GENERAL

L.C. MISAEL MARTINEZ CABRERA

JEFE DEL DEPARTAMENTO DE REC. FINANCIEROS

L.C. GUILLERMINA MARTINEZ CORONA

SUBDIRECTORA ADMINISTRATIVA





## Instituto tecnológico superior de Tepexi de Rodríguez

NOTAS A LOS ESTADOS FINANCIEROS  
AL 31 DE AGOSTO DEL 2020

### I. NOTAS DE DESGLOSE

#### I.I INFORMACIÓN CONTABLE

##### 1) NOTAS AL ESTADO DE SITUACIÓN FINANCIERA

#### Efectivo y Equivalentes

En este apartado se integran los recursos monetarios que el instituto maneja principalmente en cuentas bancarias en monedas nacionales. A continuación se relacionan las cuentas que integran el rubro de efectivo y equivalentes

#### Activo

#### Efectivo y Equivalentes

| Concepto     | 2020                |
|--------------|---------------------|
| Caja         | 0.29                |
| bancos       | 3,824,445.85        |
| <b>Total</b> | <b>3,824,446.14</b> |

#### Bienes Inmuebles, Infraestructura y Construcciones en Proceso

| Concepto                                   | 2020                 |
|--|----------------------|
| TERRENO                                    | 4,900,784.00         |
| EDIFICIO NO HABITACIONALES                 | 14,637,362.97        |
| OTROS BIENES INMUEBLES<br>(CONSTRUCCIONES) | 7,056,412.59         |
| <b>Total</b>                               | <b>26,594,559.56</b> |

#### LOS EDIFICIOS ESTAN INTEGRADOS POR:

- 1 EDIFICIO ADMINISTRATIVO
- 2 LABORATORIOS
- 1 CAFETERIA

#### LAS CONSTRUCCIONES SE INTEGRAN POR:

- 1 VELARIA
- 1 BARDA PERIMETRAL



## Instituto tecnológico superior de Tepexi de Rodríguez

### NOTAS A LOS ESTADOS FINANCIEROS AL 31 DE AGOSTO DEL 2020

#### Pasivo

Este género se compone de dos grupos, el Pasivo Circulante; en éstos inciden pasivos derivados de operaciones por servicios personales, cuentas por pagar por operaciones presupuestarias devengadas y contabilizadas al 31 de Agosto ; pasivos por obligaciones laborales y acreedores diversos.

#### Cuentas por Pagar

| Concepto                     | 2020            |                |                |                 |       | 2020            |
|------------------------------|-----------------|----------------|----------------|-----------------|-------|-----------------|
|                              | Hasta 90 días   | Hasta 180 días | Hasta 365 días | Más de 365 días | Total | Total           |
| RETENCIONES Y CONTRIBUCIONES | \$ 1,670,764.48 |                |                |                 |       | \$ 1,670,764.48 |
| <b>Total</b>                 | \$ 1,670,764.48 |                |                |                 |       | \$ 1,670,764.48 |

#### NOTAS DE MEMORIA

Atendiendo a lo establecido en LGCG, para efectos del registro y control, el CONAC ha establecido cuentas de orden contable, mismo que se presentan en el plan de cuentas emitido; en este contexto, la CECEP las ha incluido en el manual de contabilidad gubernamental para el poder ejecutivo del estado.

Durante el 2020 las cuentas de orden que se utilizan son solo las presupuestales de ingresos y egreso.

#### NOTAS DE GESTIÓN ADMINISTRATIVA

##### Panorama Económico

El tecnológico se rige bajo el calendario de presupuesto de ingresos federal y estatal correspondiente al ejercicio 2020, además de utilizar los remanentes de ejercicios anteriores previa autorización, bajo estas condiciones se toman decisiones para el ejercicio del presupuesto.



## Instituto tecnológico superior de Tepexi de Rodríguez

NOTAS A LOS ESTADOS FINANCIEROS  
AL 31 DE AGOSTO DEL 2020

### **Autorización e Historia**

El instituto se creó mediante de un decreto publicado en el diario oficial del estado de Puebla el 4 de Julio de 1997

### **Organización y Objeto Social**

EL ITSTR tiene como principal objetivo ofrecer educación tecnológica de tipo superior que forme profesionales, profesores e investigadores con un sentido innovador que incorporado a los avances científicos y tecnológicos estén aptos para aplicar sus conocimientos a la solución creativa de problemas que se presenten en su región.

### **Bases de Preparación de los Estados Financieros**

Los estados financieros están basados en la normativa emitida por el CONAC y las disposiciones legales aplicables.


### **Políticas de Contabilidad Significativas**

Se aplicó la normativa emitida por el CONAC así como los postulados básicos de contabilidad.




L.C. Misael Martínez Cabrera

Jefe del Depto. de Recursos Financieros



L.C. Guillermina Martínez Corona

Subdirectora Administrativa



Lic. Hugo Cardoso Hernández  
Director general



**INSTITUTO TECNOLÓGICO SUPERIOR DE TEPEXI DE RODRÍGUEZ**  
**ESTADO DE PUEBLA**

Estado Analítico del Activo  
 Del 01/ago./2020 al 31/ago./2020

Usr: supervisor  
 Rep: rptEstadoAnalíticoDeActivosYPasivos\_R

Fecha y 30/sep./2020  
 hora de Impresión 11:31 a. m.

| Concepto  | Saldo Inicial<br>1            | Cargos<br>del<br>periodo 2   | Abonos<br>del<br>periodo 3   | Saldo Final<br>4(1+2-3)       | Variación del<br>Periodo<br>(4-1) |
|---|-------------------------------|------------------------------|------------------------------|-------------------------------|-----------------------------------|
| <b>ACTIVO</b>   | <b><u>\$48,755,209.72</u></b> | <b><u>\$5,855,609.84</u></b> | <b><u>\$4,973,958.04</u></b> | <b><u>\$49,636,861.52</u></b> | <b><u>\$881,651.80</u></b>        |
| <b>ACTIVO CIRCULANTE</b>                                      | <b>\$4,222,440.71</b>         | <b>\$5,879,969.84</b>        | <b>\$4,973,958.04</b>        | <b>\$5,128,452.51</b>         | <b>\$906,011.80</b>               |
| EFFECTIVO Y EQUIVALENTES                                      | \$2,998,088.72                | \$3,302,811.61               | \$2,476,454.19               | \$3,824,446.14                | \$826,357.42                      |
| DERECHOS A RECIBIR EFECTIVO O EQUIVALENTES                    | \$1,224,351.99                | \$2,577,158.23               | \$2,497,503.85               | \$1,304,006.37                | \$79,654.38                       |
| DERECHOS A RECIBIR BIENES O SERVICIOS                         | \$0.00                        | \$0.00                       | \$0.00                       | \$0.00                        | \$0.00                            |
| INVENTARIOS   | \$0.00                        | \$0.00                       | \$0.00                       | \$0.00                        | \$0.00                            |
| ALMACENES   | \$0.00                        | \$0.00                       | \$0.00                       | \$0.00                        | \$0.00                            |
| ESTIMACIÓN POR PÉRDIDA O DETERIORO DE ACTIVOS CIRCULANTES     | \$0.00                        | \$0.00                       | \$0.00                       | \$0.00                        | \$0.00                            |
| OTROS ACTIVOS CIRCULANTES                                     | \$0.00                        | \$0.00                       | \$0.00                       | \$0.00                        | \$0.00                            |
| <b>ACTIVO NO CIRCULANTE</b>                                   | <b><u>\$44,532,769.01</u></b> | <b><u>-\$24,360.00</u></b>   | <b><u>\$0.00</u></b>         | <b><u>\$44,508,409.01</u></b> | <b><u>-\$24,360.00</u></b>        |
| INVERSIONES FINANCIERAS A LARGO PLAZO                         | \$0.00                        | \$0.00                       | \$0.00                       | \$0.00                        | \$0.00                            |
| DERECHOS A RECIBIR EFECTIVO O EQUIVALENTES A LARGO PLAZO      | \$0.00                        | \$0.00                       | \$0.00                       | \$0.00                        | \$0.00                            |
| BIENES INMUEBLES, INFRAESTRUCTURA Y CONSTRUCCIONES EN PROCESO | \$26,594,559.56               | \$0.00                       | \$0.00                       | \$26,594,559.56               | \$0.00                            |
| BIENES MUEBLES  | \$33,216,316.97               | -\$24,360.00                 | \$0.00                       | \$33,191,956.97               | -\$24,360.00                      |
| ACTIVOS INTANGIBLES   | \$0.00                        | \$0.00                       | \$0.00                       | \$0.00                        | \$0.00                            |
| DEPRECIACIÓN, DETERIORO Y AMORTIZACIÓN ACUMULADA DE BIENES    | -\$15,278,107.52              | \$0.00                       | \$0.00                       | -\$15,278,107.52              | \$0.00                            |
| ACTIVOS DIFERIDOS   | \$0.00                        | \$0.00                       | \$0.00                       | \$0.00                        | \$0.00                            |
| ESTIMACIÓN POR PÉRDIDA O DETERIORO DE ACTIVOS NO CIRCULANTES  | \$0.00                        | \$0.00                       | \$0.00                       | \$0.00                        | \$0.00                            |
| OTROS ACTIVOS NO CIRCULANTES                                  | \$0.00                        | \$0.00                       | \$0.00                       | \$0.00                        | \$0.00                            |



INSTITUTO TECNOLÓGICO SUPERIOR DE TEPEXI DE RODRÍGUEZ  
ESTADO DE PUEBLA

Estado Analítico del Activo  
Del 01/ago./2020 al 31/ago./2020

Usr: supervisor  
Rep: rptEstadoAnaliticoDeActivosYPasivos\_R

Fecha y hora de Impresión | 30/sep./2020  
11:31 a. m.

| Concepto | Saldo Inicial<br>1 | Cargos<br>del<br>periodo 2 | Abonos<br>del<br>periodo 3 | Saldo Final<br>4(1+2-3) | Variación del<br>Periodo<br>(4-1) |
|----------|--------------------|----------------------------|----------------------------|-------------------------|-----------------------------------|
|----------|--------------------|----------------------------|----------------------------|-------------------------|-----------------------------------|

"Bajo protesta de decir verdad declaramos que los Estados Financieros y sus notas, son razonablemente correctos y son responsabilidad del emisor".

LIC. HUGO CARDOSO HERNANDEZ  
DIRECTOR GENERAL

L.C. MISAEI MARTINEZ CABRERA  
JEFE DEL DEPARTAMENTO DE RECURSOS FINANCIEROS

L.C. GUILLERMINA MARTINEZ CORONA  
SUBDIRECTORA ADMINISTRATIVA

C.P. DULCE MARIA SANCHEZ HERNANDEZ

JEFA DE DEPARTAMENTO DE PLANEACION ,PROGRAMACION  
Y EVALUACION



**INSTITUTO TECNOLÓGICO SUPERIOR DE TEPEXI DE RODRÍGUEZ**  
**ESTADO DE PUEBLA**

**Reporte Analítico del Pasivo**  
**Del 01/ago./2020 al 31/ago./2020**

Usr: supervisor  
 Rep: rptEstadoAnaliticoDeActivosYPasivos

Fecha y hora de Impresión | 30/sep./2020  
 11:31 a. m.

| Cuenta Contable |  | Saldo Inicial         | Cargos del periodo    | Abonos del periodo    | Saldo Final           | Flujo del Periodo   |
|-----------------|--|-----------------------|-----------------------|-----------------------|-----------------------|---------------------|
| <b>2000</b>     | <b>PASIVO</b>  | <b>\$1,490,990.49</b> | <b>\$2,118,841.29</b> | <b>\$2,298,615.28</b> | <b>\$1,670,764.48</b> | <b>\$179,773.99</b> |
| 2100            | PASIVO CIRCULANTE                                    | \$1,490,990.49        | \$2,118,841.29        | \$2,298,615.28        | \$1,670,764.48        | \$179,773.99        |
| 2110            | CUENTAS POR PAGAR A CORTO PLAZO                      | \$1,123,977.34        | \$2,118,841.29        | \$2,298,615.28        | \$1,303,751.33        | \$179,773.99        |
| 2111            | SERVICIOS PERSONALES POR PAGAR A CORTO PLAZO         | \$157,823.88          | \$1,361,792.05        | \$1,361,792.05        | \$157,823.88          | \$0.00              |
| 2112            | PROVEEDORES POR PAGAR A CORTO PLAZO                  | \$386,768.32          | \$249,485.83          | \$249,485.83          | \$386,768.32          | \$0.00              |
| 2117            | RETENCIONES Y CONTRIBUCIONES POR PAGAR A CORTO PLAZO | \$576,006.76          | \$506,384.22          | \$683,457.91          | \$753,080.45          | \$177,073.69        |
| 2190            | OTROS PASIVOS A CORTO PLAZO                          | \$367,013.15          | \$0.00                | \$0.00                | \$367,013.15          | \$0.00              |
| 2199            | OTROS PASIVOS CIRCULANTES                            | \$161.37              | \$0.00                | \$0.00                | \$161.37              | \$0.00              |

"Bajo protesta de decir verdad declaramos que los Estados Financieros y sus notas, son razonablemente correctos y son responsabilidad del emisor".

LIC. HUGO CARDOSO HERNANDEZ  
 DIRECTOR GENERAL

L.C. MISAEL MARTINEZ CABRERA  
 JEFE DEL DEPARTAMENTO DE RECURSOS FINANCIEROS

L.C. GUILLERMINA MARTINEZ CORONA  
 SUBDIRECTORA ADMINISTRATIVA

C.P. DULCE MARIA SANCHEZ HERNANDEZ  
 JEFA DE DEPARTAMENTO DE PLANEACION, PROGRAMACION Y EVALUACION




**INSTITUTO TECNOLÓGICO SUPERIOR DE TEPEJI DE RODRÍGUEZ**  
**ESTADO DE PUEBLA**  
**Estados de Resultados**


Usr: supervisor  
 Rep: rptEstadoResultado


Del 01/ago./2020 al 31/ago./2020

Fecha y hora de Impresión 30/sep./2020  
 11:32 a. m.

|   | PERIODO                | %               | ACUMULADO              | %               |
|---|------------------------|-----------------|------------------------|-----------------|
|   | 1/ago. al 31/ago./2020 |                 | 01/ene al 31/ago./2020 |                 |
| <b>INGRESOS Y OTROS BENEFICIOS</b>                                  |                        |                 |                        |                 |
| INGRESOS DE GESTIÓN   | \$0.00                 | 0.00 %          | \$840,845.87           | 4.60 %          |
| APROVECHAMIENTOS  | \$0.00                 | 0.00 %          | \$46,134.87            | 0.25 %          |
| INGRESOS POR VENTA DE BIENES Y PRESTACIÓN DE SERVICIOS              | \$0.00                 | 0.00 %          | \$794,711.00           | 4.35 %          |
| PARTICIPACIONES, APORTACIONES, CONVENIOS, INCENTIVOS DERIVA         | \$2,473,905.00         | 100.00 %        | \$17,410,824.00        | 95.39 %         |
| TRANSFERENCIAS, ASIGNACIONES, SUBSIDIOS Y SUBVENCIONES, Y PENSIONES | \$2,473,905.00         | 100.00 %        | \$17,410,824.00        | 95.39 %         |
| SUBSIDIOS Y SUBVENCIONES  | \$2,473,905.00         | 100.00 %        | \$17,410,824.00        | 95.39 %         |
| OTROS INGRESOS Y BENEFICIOS   | \$0.00                 | 0.00 %          | \$0.00                 | 0.00 %          |
| <b>Total de Ingresos</b>  | <b>\$2,473,905.00</b>  | <b>100.00 %</b> | <b>\$18,251,669.87</b> | <b>100.00 %</b> |
| <b>GASTOS Y OTRAS PÉRDIDAS</b>                                      |                        |                 |                        |                 |
| GASTOS DE FUNCIONAMIENTO  | \$1,635,637.88         | 66.11 %         | \$16,807,710.68        | 92.08 %         |
| SERVICIOS PERSONALES  | \$1,361,792.05         | 55.04 %         | \$13,616,254.47        | 74.60 %         |
| MATERIALES Y SUMINISTROS  | \$119,677.06           | 4.83 %          | \$1,049,409.25         | 5.74 %          |
| SERVICIOS GENERALES   | \$154,168.77           | 6.23 %          | \$2,142,046.96         | 11.73 %         |
| TRANSFERENCIAS, ASIGNACIONES, SUBSIDIOS Y OTRAS AYUDAS              | \$0.00                 | 0.00 %          | \$60,437.11            | 0.33 %          |
| AYUDAS SOCIALES   | \$0.00                 | 0.00 %          | \$60,437.11            | 0.33 %          |
| PARTICIPACIONES Y APORTACIONES                                      | \$0.00                 | 0.00 %          | \$0.00                 | 0.00 %          |
| INTERESES, COMISIONES Y OTROS GASTOS DE LA DEUDA PÚBLICA            | \$0.00                 | 0.00 %          | \$0.00                 | 0.00 %          |
| OTROS GASTOS Y PÉRDIDAS EXTRAORDINARIAS                             | \$0.00                 | 0.00 %          | \$0.00                 | 0.00 %          |
| INVERSIÓN PÚBLICA   | \$0.00                 | 0.00 %          | \$0.00                 | 0.00 %          |
| <b>Total de Gastos y otras Perdidas</b>                             | <b>\$1,635,637.88</b>  | <b>66.11 %</b>  | <b>\$16,868,147.79</b> | <b>92.41 %</b>  |
| <b>Ahorro / Desahorro Neto del Ejercicio</b>                        | <b>\$838,267.12</b>    | <b>33.88 %</b>  | <b>\$1,383,522.08</b>  | <b>7.58 %</b>   |

  
 LIC. HUGO CARDOSA HERNANDEZ  
 DIRECTOR GENERAL

  
 L.C. GUILLERMINA MARTINEZ CORONA  
 SUBDIRECTORA ADMINISTRATIVA

  
 L.C. MISAEEL MARTINEZ CABRERA  
 JEFE DEL DEPARTAMENTO DE RECURSOS FINANCIEROS

  
 C.P. DULCE MARIA SANCHEZ HERNANDEZ  
 JEFA DE DEPARTAMENTO DE PLANEACION, PROGRAMACION  
 Y EVALUACION



INSTITUTO TECNOLÓGICO SUPERIOR DE TEPEXI DE RODRÍGUEZ  
ESTADO DE PUEBLA  
Estado de Actividades

Usu: supervisor  
Rep: rptEstadoActividades

Del 01/ago./2020 al 31/ago./2020

Fecha y hora de Impresión 30/sep./2020 11:32 a. m.

|   | 2020                  | 2019                  |
|---|-----------------------|-----------------------|
| <b>INGRESOS Y OTROS BENEFICIOS</b>  |                       |                       |
| <b>INGRESOS DE GESTIÓN</b>  | \$0.00                | \$530,212.92          |
| IMPUESTOS   | \$0.00                | \$0.00                |
| CUOTAS Y APORTACIONES DE SEGURIDAD SOCIAL   | \$0.00                | \$0.00                |
| CONTRIBUCIONES DE MEJORAS   | \$0.00                | \$0.00                |
| DERECHOS  | \$0.00                | \$0.00                |
| PRODUCTOS   | \$0.00                | \$0.00                |
| APROVECHAMIENTOS  | \$0.00                | \$6,957.92            |
| INGRESOS POR VENTA DE BIENES Y PRESTACIÓN DE SERVICIOS  | \$0.00                | \$523,255.00          |
| <b>PARTICIPACIONES, APORTACIONES, CONVENIOS, INCENTIVOS DERIVADOS DE LA COLABORACIÓN FISCAL, FONDOS DISTINTOS DE APORTACIONES, TRANSFERENCIAS, ASIGNACIONES, SUBSIDIOS Y SUBVENCIONES, Y PENSIONES Y JUBILACIONES</b> | \$2,473,905.00        | \$2,871,048.00        |
| PARTICIPACIONES, APORTACIONES, CONVENIOS, INCENTIVOS DERIVADOS DE LA COLABORACIÓN FISCAL Y FONDOS DISTINTOS DE APORTACIONES   | \$0.00                | \$0.00                |
| TRANSFERENCIAS, ASIGNACIONES, SUBSIDIOS Y SUBVENCIONES, Y PENSIONES Y JUBILACIONES  | \$2,473,905.00        | \$2,871,048.00        |
| <b>OTROS INGRESOS Y BENEFICIOS</b>  | \$0.00                | \$0.00                |
| INGRESOS FINANCIEROS  | \$0.00                | \$0.00                |
| INCREMENTO POR VARIACIÓN DE INVENTARIOS   | \$0.00                | \$0.00                |
| DISMINUCIÓN DEL EXCESO DE ESTIMACIONES POR PÉRDIDA O DETERIORO U OBSOLESCENCIA  | \$0.00                | \$0.00                |
| DISMINUCIÓN DEL EXCESO DE PROVISIONES   | \$0.00                | \$0.00                |
| OTROS INGRESOS Y BENEFICIOS VARIOS  | \$0.00                | \$0.00                |
| <b>Total de Ingresos y Otros Beneficios</b>   | <b>\$2,473,905.00</b> | <b>\$3,401,260.92</b> |
| <b>GASTOS Y OTRAS PÉRDIDAS</b>  |                       |                       |
| <b>GASTOS DE FUNCIONAMIENTO</b>   | \$1,635,637.88        | \$1,941,921.55        |
| SERVICIOS PERSONALES  | \$1,361,792.05        | \$1,539,182.31        |
| MATERIALES Y SUMINISTROS  | \$119,677.06          | \$78,894.33           |
| SERVICIOS GENERALES   | \$154,168.77          | \$323,844.91          |
| <b>TRANSFERENCIAS, ASIGNACIONES, SUBSIDIOS Y OTRAS AYUDAS</b>   | \$0.00                | \$2,003.00            |
| TRANSFERENCIAS INTERNAS Y ASIGNACIONES AL SECTOR PÚBLICO  | \$0.00                | \$0.00                |
| TRANSFERENCIAS AL RESTO DEL SECTOR PÚBLICO  | \$0.00                | \$0.00                |
| SUBSIDIOS Y SUBVENCIONES  | \$0.00                | \$0.00                |
| AYUDAS SOCIALES   | \$0.00                | \$2,003.00            |
| PENSIONES Y JUBILACIONES  | \$0.00                | \$0.00                |
| TRANSFERENCIAS A FIDEICOMISOS, MANDATOS Y CONTRATOS ANÁLOGOS  | \$0.00                | \$0.00                |
| TRANSFERENCIAS A LA SEGURIDAD SOCIAL  | \$0.00                | \$0.00                |
| DONATIVOS   | \$0.00                | \$0.00                |
| TRANSFERENCIAS AL EXTERIOR  | \$0.00                | \$0.00                |
| <b>PARTICIPACIONES Y APORTACIONES</b>   | \$0.00                | \$0.00                |
| PARTICIPACIONES   | \$0.00                | \$0.00                |
| APORTACIONES  | \$0.00                | \$0.00                |
| CONVENIOS   | \$0.00                | \$0.00                |
| <b>INTERESES, COMISIONES Y OTROS GASTOS DE LA DEUDA PÚBLICA</b>   | \$0.00                | \$0.00                |
| INTERESES DE LA DEUDA PÚBLICA   | \$0.00                | \$0.00                |
| COMISIONES DE LA DEUDA PÚBLICA  | \$0.00                | \$0.00                |
| GASTOS DE LA DEUDA PÚBLICA  | \$0.00                | \$0.00                |
| COSTO POR COBERTURAS  | \$0.00                | \$0.00                |
| APOYOS FINANCIEROS  | \$0.00                | \$0.00                |





# INSTITUTO TECNOLÓGICO SUPERIOR DE TEPEXI DE RODRÍGUEZ

## ESTADO DE PUEBLA

### Estado de Actividades

Del 01/ago./2020 al 31/ago./2020

Usr: supervisor  
Rep: rptEstadoActividades

Fecha y hora de Impresión 30/sep./2020 11:32 a. m.

|   | <u>2020</u>           | <u>2019</u>           |
|---|-----------------------|-----------------------|
| <b>OTROS GASTOS Y PÉRDIDAS EXTRAORDINARIAS</b>                                    | \$0.00                | \$0.00                |
| ESTIMACIONES, DEPRECIACIONES, DETERIOROS, OBSOLESCENCIA Y AMORTIZACIONES          | \$0.00                | \$0.00                |
| PROVISIONES   | \$0.00                | \$0.00                |
| DISMINUCIÓN DE INVENTARIOS  | \$0.00                | \$0.00                |
| AUMENTO POR INSUFICIENCIA DE ESTIMACIONES POR PÉRDIDA O DETERIORO U OBSOLESCENCIA | \$0.00                | \$0.00                |
| AUMENTO POR INSUFICIENCIA DE PROVISIONES  | \$0.00                | \$0.00                |
| OTROS GASTOS  | \$0.00                | \$0.00                |
| <b>INVERSIÓN PÚBLICA</b>  | \$0.00                | \$0.00                |
| INVERSIÓN PÚBLICA NO CAPITALIZABLE  | \$0.00                | \$0.00                |
| <b>Total de Gastos y otras Pérdidas</b>   | <b>\$1,635,637.88</b> | <b>\$1,943,924.55</b> |
| <b>Resultado del Ejercicio (Ahorro/Desahorro)</b>                                 | <b>\$838,267.12</b>   | <b>\$1,457,336.37</b> |

"Bajo protesta de decir verdad declaramos que los Estados Financieros y sus notas, son razonablemente correctos y son responsabilidad del emisor".

LIC. HUGO CARDOSO HERNANDEZ  
DIRECTOR GENERAL

L.C. GUILLERMINA MARTINEZ CORONA  
SUBDIRECTORA ADMINISTRATIVA

L.C. MISAEL MARTINEZ CABRERA  
JEFE DEL DEPARTAMENTO DE RECURSOS FINANCIEROS

C.P. DULCE MARIA SANCHEZ HERNANDEZ  
JEFA DE DEPARTAMENTO DE PLANEACION ,PROGRAMACION  
Y EVALUACION



**INSTITUTO TECNOLÓGICO SUPERIOR DE TEPEXI DE RODRÍGUEZ  
ESTADO DE PUEBLA**

**Estado de Flujos de Efectivo**

Del 01/ene/2020 Al 31/ago./2020

Usr: supervisor

Rep: rptEstadoFlujosEfectivo

Fecha y hora de Impresión 30/sep./2020  
11:33 a. m.

| Concepto  | 2020                   | 2019                   |
|---|------------------------|------------------------|
| <b>FLUJOS DE EFECTIVO DE LAS ACTIVIDADES DE OPERACIÓN</b>   |                        |                        |
| <b>ORIGEN</b>   | <b>\$18,288,957.65</b> | <b>\$31,194,755.50</b> |
| IMPUESTOS   | \$0.00                 | \$0.00                 |
| CUOTAS Y APORTACIONES DE SEGURIDAD SOCIAL   | \$0.00                 | \$0.00                 |
| CONTRIBUCIONES DE MEJORAS   | \$0.00                 | \$0.00                 |
| DERECHOS  | \$0.00                 | \$0.00                 |
| PRODUCTOS   | \$0.00                 | \$0.00                 |
| APROVECHAMIENTOS  | \$83,422.65            | \$1,032,975.50         |
| INGRESOS POR VENTA DE BIENES Y PRESTACIÓN DE SERVICIOS  | \$794,711.00           | \$1,596,784.00         |
| PARTICIPACIONES, APORTACIONES, CONVENIOS, INCENTIVOS DERIVADOS DE LA COLABORACIÓN FISCAL Y FONDOS DISTINTOS DE APORTACIONES | \$0.00                 | \$0.00                 |
| TRANSFERENCIAS, ASIGNACIONES, SUBSIDIOS Y SUBVENCIONES, Y PENSIONES Y JUBILACIONES  | \$17,410,824.00        | \$28,564,996.00        |
| OTROS ORÍGENES DE OPERACIÓN   | \$0.00                 | \$0.00                 |
| <b>APLICACIÓN</b>   | <b>\$17,815,807.15</b> | <b>\$31,377,953.21</b> |
| SERVICIOS PERSONALES  | \$13,616,254.47        | \$23,024,347.13        |
| MATERIALES Y SUMINISTROS  | \$1,049,409.25         | \$2,041,799.57         |
| SERVICIOS GENERALES   | \$2,142,046.96         | \$4,392,873.52         |
| TRANSFERENCIAS INTERNAS Y ASIGNACIONES AL SECTOR PÚBLICO  | \$0.00                 | \$0.00                 |
| TRANSFERENCIAS AL RESTO DEL SECTOR PÚBLICO  | \$0.00                 | \$0.00                 |
| SUBSIDIOS Y SUBVENCIONES  | \$0.00                 | \$0.00                 |
| AYUDAS SOCIALES   | \$60,437.11            | \$207,096.42           |
| PENSIONES Y JUBILACIONES  | \$0.00                 | \$0.00                 |
| TRANSFERENCIAS A FIDEICOMISOS, MANDATOS Y OTROS ANÁLOGOS  | \$0.00                 | \$0.00                 |
| TRANSFERENCIAS A LA SEGURIDAD SOCIAL  | \$0.00                 | \$0.00                 |
| DONATIVOS   | \$0.00                 | \$0.00                 |
| TRANSFERENCIAS AL EXTERIOR  | \$0.00                 | \$0.00                 |
| PARTICIPACIONES   | \$0.00                 | \$0.00                 |
| APORTACIONES  | \$0.00                 | \$0.00                 |
| CONVENIOS   | \$0.00                 | \$0.00                 |
| OTRAS APLICACIONES DE OPERACIÓN   | \$947,659.36           | \$1,711,836.57         |
| <b>FLUJOS NETOS DE EFECTIVO POR ACTIVIDADES DE OPERACIÓN</b>  | <b>\$473,150.50</b>    | <b>-\$183,197.71</b>   |
| <b>FLUJOS DE EFECTIVO DE LAS ACTIVIDADES DE INVERSIÓN</b>   |                        |                        |
| <b>ORIGEN</b>   | <b>\$0.00</b>          | <b>\$0.00</b>          |
| BIENES INMUEBLES, INFRAESTRUCTURA Y CONSTRUCCIONES EN PROCESO   | \$0.00                 | \$0.00                 |
| BIENES MUEBLES  | \$0.00                 | \$0.00                 |
| OTROS ORIGENES DE INVERSIÓN   | \$0.00                 | \$0.00                 |
| <b>APLICACIÓN</b>   | <b>-\$288,732.00</b>   | <b>\$107,558.61</b>    |
| BIENES INMUEBLES, INFRAESTRUCTURA Y CONSTRUCCIONES EN PROCESO   | \$0.00                 | \$0.00                 |
| BIENES MUEBLES  | \$288,732.00           | \$107,558.61           |
| OTRAS APLICACIONES DE INVERSIÓN   | \$0.00                 | \$0.00                 |
| <b>FLUJOS NETOS DE EFECTIVO POR ACTIVIDADES DE INVERSIÓN</b>  | <b>-\$288,732.00</b>   | <b>-\$107,558.61</b>   |
| <b>FLUJO DE EFECTIVO DE LAS ACTIVIDADES DE FINANCIAMIENTO</b>   |                        |                        |
| <b>ORIGEN</b>   | <b>\$0.00</b>          | <b>\$0.00</b>          |
| ENDEUDAMIENTO NETO  | \$0.00                 | \$0.00                 |
| EXTERNO   | \$0.00                 | \$0.00                 |
| INTERNO   | \$0.00                 | \$0.00                 |
| EXTERNO   | \$0.00                 | \$0.00                 |
| OTROS ORIGENES DE FINANCIAMIENTO  | \$0.00                 | \$0.00                 |
| <b>APLICACIÓN</b>   | <b>\$0.00</b>          | <b>\$0.00</b>          |
| SERVICIOS DE LA DEUDA   | \$0.00                 | \$0.00                 |
| INTERNO   | \$0.00                 | \$0.00                 |
| EXTERNO   | \$0.00                 | \$0.00                 |
| OTRAS APLICACIONES DE FINANCIAMIENTO  | \$0.00                 | \$0.00                 |
| <b>FLUJOS NETOS DE EFECTIVO POR ACTIVIDADES DE FINANCIAMIENTO</b>   | <b>\$0.00</b>          | <b>\$0.00</b>          |



INSTITUTO TECNOLÓGICO SUPERIOR DE TEPEXI DE RODRÍGUEZ  
ESTADO DE PUEBLA

19

Estado de Flujos de Efectivo  
Del 01/ene/2020 Al 31/ago./2020

Usu: supervisor  
Rep: rptEstadoFlujosEfectivo

Fecha y hora de Impresión | 30/sep./2020  
11:33 a. m.

| Concepto   | 2020                | 2019                 |
|--|---------------------|----------------------|
| <b>INCREMENTO/DISMINUCIÓN NETA EN EL EFECTIVO Y EQUIVALENTES AL EFECTIVO</b> | <b>\$184,418.50</b> | <b>-\$290,756.32</b> |
| EFFECTIVO Y EQUIVALENTES AL EFECTIVO AL INICIO DEL EJERCICIO                 | \$3,640,027.64      | \$3,999,340.18       |
| EFFECTIVO Y EQUIVALENTES AL EFECTIVO AL FINAL DEL EJERCICIO                  | \$3,824,446.14      | \$3,708,583.86       |

"Bajo protesta de decir verdad declaramos que los Estados Financieros y sus notas, son razonablemente correctos y son responsabilidad del emisor".

LIC. HUGO CARDOSO HERNANDEZ

DIRECTOR GENERAL

L.C. MISAEL MARTÍNEZ CABRERA

JEFE DEL DEPARTAMENTO DE RECURSOS  
FINANCIEROS

L.C. GUILLERMINA MARTÍNEZ CORONA

SUBDIRECTORA ADMINISTRATIVA

C.P. DULCE MARIA SANCHEZ HERNANDEZ

JEFA DE DEPARTAMENTO DE  
PLANEACION, PROGRAMACION Y EVALUACION



**INSTITUTO TECNOLÓGICO SUPERIOR DE TEPEXI DE RODRÍGUEZ**  
**ESTADO DE PUEBLA**

**Estado Análítico de Ingresos Presupuestales**

Al 31/ago./2020

Usr: supervisor

Rep: rptEstadoPresupuestoIngresos

Fecha y 30/sep./2020

hora de Impresión 11:33 a. m.

| Fuente de Ingresos |  | Ley de Ingresos Estimada | Ampliaciones / (Reducciones) | Ley de Ingresos Modificada | Ingresos Devengados    | Ingresos Recaudados    | Devengado Por Recaudar | Avance de Recaudación (Recaudación / Estimación) |
|--------------------|--|--------------------------|------------------------------|----------------------------|------------------------|------------------------|------------------------|--|
| <b>61</b>          | <b><u>APROVECHAMIENTOS</u></b>                                 | \$0.00                   | \$0.00                       | \$0.00                     | \$83,422.65            | \$83,422.65            | \$0.00                 | 0.00 %   |
| <b>61-04</b>       | <b><u>REINTEGROS</u></b>                                       | \$0.00                   | \$0.00                       | \$0.00                     | \$37,287.78            | \$37,287.78            | \$0.00                 | 0.00 %   |
|                    | POR REINTEGRO DE DEUDORES DE FONDO ESTADO                      | \$0.00                   | \$0.00                       | \$0.00                     | \$37,287.78            | \$37,287.78            | \$0.00                 | 0.00 %   |
| <b>61-09</b>       | <b><u>OTROS APROVECHAMIENTOS</u></b>                           | \$0.00                   | \$0.00                       | \$0.00                     | \$46,134.87            | \$46,134.87            | \$0.00                 | 0.00 %   |
|                    | rendimientos   | \$0.00                   | \$0.00                       | \$0.00                     | \$41,899.01            | \$41,899.01            | \$0.00                 | 0.00 %   |
|                    | estado   | \$0.00                   | \$0.00                       | \$0.00                     | \$745.50               | \$745.50               | \$0.00                 | 0.00 %   |
|                    | federal  | \$0.00                   | \$0.00                       | \$0.00                     | \$41,153.51            | \$41,153.51            | \$0.00                 | 0.00 %   |
|                    | POR REINTEGROS   | \$0.00                   | \$0.00                       | \$0.00                     | \$4,235.86             | \$4,235.86             | \$0.00                 | 0.00 %   |
|                    | FEDERAL  | \$0.00                   | \$0.00                       | \$0.00                     | \$4,235.86             | \$4,235.86             | \$0.00                 | 0.00 %   |
| <b>73</b>          | <b><u>INGRESOS POR VENTA DE BIENES Y PRESTACIÓN DE SEI</u></b> | \$0.00                   | \$0.00                       | \$0.00                     | \$794,711.00           | \$794,711.00           | \$0.00                 | 0.00 %   |
|                    | INGRESOS POR VENTA DE BIENES Y SERVICIOS DE OR                 | \$0.00                   | \$0.00                       | \$0.00                     | \$794,711.00           | \$794,711.00           | \$0.00                 | 0.00 %   |
|                    | captacion de derechos  | \$0.00                   | \$0.00                       | \$0.00                     | \$791,611.00           | \$791,611.00           | \$0.00                 | 0.00 %   |
|                    | MULTAS POR REINSCRIPCIÓN EXTEMPORÁNEA                          | \$0.00                   | \$0.00                       | \$0.00                     | \$3,100.00             | \$3,100.00             | \$0.00                 | 0.00 %   |
| <b>93</b>          | <b><u>SUBSIDIOS Y SUBVENCIONES</u></b>                         | \$30,439,640.00          | \$0.00                       | \$30,439,640.00            | \$17,410,824.00        | \$17,410,824.00        | \$0.00                 | 57.19 %  |
|                    | SUBSIDIOS  | \$30,439,640.00          | \$0.00                       | \$30,439,640.00            | \$17,410,824.00        | \$17,410,824.00        | \$0.00                 | 57.19 %  |
|                    | CAPTACION DE DERECHOS (ESTADO)                                 | \$1,553,422.00           | \$0.00                       | \$1,553,422.00             | \$0.00                 | \$0.00                 | \$0.00                 | 0.00 %   |
|                    | ESTADO   | \$14,443,109.00          | \$0.00                       | \$14,443,109.00            | \$8,365,411.00         | \$8,365,411.00         | \$0.00                 | 57.91 %  |
|                    | FEDERAL  | \$14,443,109.00          | \$0.00                       | \$14,443,109.00            | \$9,045,413.00         | \$9,045,413.00         | \$0.00                 | 62.62 %  |
| <b>Total</b>       |  | <b>\$30,439,640.00</b>   | <b>\$0.00</b>                | <b>\$30,439,640.00</b>     | <b>\$18,288,957.65</b> | <b>\$18,288,957.65</b> | <b>\$0.00</b>          | <b>60.08 %</b>                                   |

LIC. HUGO CARDOSO HERNANDEZ  
DIRECTOR GENERAL

L.C. MISAEL MARTINEZ CABRERA  
JEFE DEL DEPARTAMENTO DE RECURSOS FINANCIEROS

L.C. GUILLERMINA MARTINEZ CORONA  
SUBDIRECTORA ADMINISTRATIVA

C.P. DULCE MARIA SANCHEZ HERNANDEZ  
JEFA DE DEPARTAMENTO DE PLANEACION, PROGRAMACION Y EVALUACION



**INSTITUTO TECNOLÓGICO SUPERIOR DE TEPEXI DE RODRÍGUEZ  
ESTADO DE PUEBLA**

**Estado Analítico del Ejercicio Presupuesto de Egresos**

**Clasificación Económica (por Tipo de Gasto)**

| Del 01/ene./2020 Al 31/ago./2020

Usu: supervisor

Rep: rptEstadoPresupuestoEgresos\_CL2

Fecha y 30/sep./2020

hora de Impresión 11:34 a. m.

| Concepto  | Egresos                |                                 |                        |                        |                        | Subejercicio           |
|---|------------------------|---------------------------------|------------------------|------------------------|------------------------|------------------------|
|   | Aprobado               | Ampliaciones /<br>(Reducciones) | Modificado             | Devengado              | Pagado                 |                        |
| 1 Gasto Corriente                                   | \$30,327,529.00        | \$459,677.11                    | \$30,787,206.11        | \$16,868,147.79        | \$16,868,147.79        | \$13,919,058.32        |
| 2 Gasto de Capital                                  | \$112,111.00           | \$844,394.73                    | \$956,505.73           | \$288,732.00           | \$288,732.00           | \$667,773.73           |
| 3 Amortización de la deuda y disminución de pasivos | \$0.00                 | \$0.00                          | \$0.00                 | \$0.00                 | \$0.00                 | \$0.00                 |
| 4 Pensiones y Jubilaciones                          | \$0.00                 | \$0.00                          | \$0.00                 | \$0.00                 | \$0.00                 | \$0.00                 |
| 5 Participaciones                                   | \$0.00                 | \$0.00                          | \$0.00                 | \$0.00                 | \$0.00                 | \$0.00                 |
| <b>Total</b>  | <b>\$30,439,640.00</b> | <b>\$1,304,071.84</b>           | <b>\$31,743,711.84</b> | <b>\$17,156,879.79</b> | <b>\$17,156,879.79</b> | <b>\$14,586,832.05</b> |

\_\_\_\_\_  
LIC. HUGO CARDOSO HERNANDEZ

DIRECTOR GENERAL

\_\_\_\_\_  
L.C. MISAEL MARTINEZ CABRERA

JEFE DEL DEPARTAMENTO DE RECURSOS FINANCIEROS

\_\_\_\_\_  
L.C. GUILLERMINA MARTINEZ CORONA

SUBDIRECTORA ADMINISTRATIVA

\_\_\_\_\_  
C.P. DULCE MARIA SANCHEZ HERNANDEZ

JEFA DE DEPARTAMENTO DE PLANEACION, PROGRAMACION  
Y EVALUACION



INSTITUTO TECNOLÓGICO SUPERIOR DE TEPEXI DE RODRÍGUEZ  
ESTADO DE PUEBLA

Estado Analítico del Ejercicio Presupuesto de Egresos

Usr: supervisor  
Rep: rptEstadoPresupuestoEgresos\_UA3

Clasificación Administrativa  
| Del 01/ene./2020 Al 31/ago./2020

Fecha y hora de Impresión | 30/sep./2020  
11:34 a. m.

| Concepto                    | Egresos                |                                      |                        |                        |                        | Subejercicio<br>6 = ( 3 - 4 ) |
|-----------------------------|------------------------|--------------------------------------|------------------------|------------------------|------------------------|-------------------------------|
|                             | Aprobado<br>1          | Ampliaciones /<br>(Reducciones)<br>2 | Modificado<br>3=(1+2)  | Devengado<br>4         | Pagado<br>5            |                               |
| <b>Sin Ramo/Dependencia</b> |                        |                                      |                        |                        |                        |                               |
| DIRECCION GENERAL           | \$30,439,640.00        | \$1,304,071.84                       | \$31,743,711.84        | \$17,156,879.79        | \$17,156,879.79        | \$14,586,832.05               |
| <b>Sin Ramo/Dependencia</b> | <b>\$30,439,640.00</b> | <b>\$1,304,071.84</b>                | <b>\$31,743,711.84</b> | <b>\$17,156,879.79</b> | <b>\$17,156,879.79</b> | <b>\$14,586,832.05</b>        |
| <b>Total Final</b>          | <b>\$30,439,640.00</b> | <b>\$1,304,071.84</b>                | <b>\$31,743,711.84</b> | <b>\$17,156,879.79</b> | <b>\$17,156,879.79</b> | <b>\$14,586,832.05</b>        |

LIC. HUGO CARDOSO HERNANDEZ  
DIRECTOR GENERAL

DIRECTOR GENERAL

L.C. MISAEL MARTINEZ CABRERA

JEFE DEL DEPARTAMENTO DE RECURSOS FINANCIEROS

L.C. GUILLERMINA MARTINEZ CORONA  
SUBDIRECTORA ADMINISTRATIVA

SUBDIRECTORA ADMINISTRATIVA

C.P. DULCE MARIA SANCHEZ HERNANDEZ

JEFE DE DEPARTAMENTO DE PLANEACION, PROGRAMACION  
Y EVALUACION



**INSTITUTO TECNOLÓGICO SUPERIOR DE TEPEXI DE RODRÍGUEZ**  
**ESTADO DE PUEBLA**

**Estado Analítico del Ejercicio Presupuesto de Egresos**

**Clasificación Funcional (Finalidad y Función)**

| Del 01/ene./2020 Al 31/ago./2020

Fecha y 30/sep./2020

hora de Impresión 11:34 a. m.

Usr: supervisor

Rep: rptEstadoPresupuestoEgresos\_FN3

| Concepto   | Egresos                |                                      |                        |                        |                        | Subejercicio<br>6 = ( 3 - 4 ) |
|--|------------------------|--------------------------------------|------------------------|------------------------|------------------------|-------------------------------|
|  | Aprobado<br>1          | Ampliaciones /<br>(Reducciones)<br>2 | Modificado<br>3=(1+2)  | Devengado<br>4         | Pagado<br>5            |                               |
| <b>GOBIERNO</b>                                      | <b>\$0.00</b>          | <b>\$0.00</b>                        | <b>\$0.00</b>          | <b>\$0.00</b>          | <b>\$0.00</b>          | <b>\$0.00</b>                 |
| LEGISLACIÓN  | \$0.00                 | \$0.00                               | \$0.00                 | \$0.00                 | \$0.00                 | \$0.00                        |
| JUSTICIA   | \$0.00                 | \$0.00                               | \$0.00                 | \$0.00                 | \$0.00                 | \$0.00                        |
| COORDINACIÓN DE LA POLÍTICA DE GOBIERNO              | \$0.00                 | \$0.00                               | \$0.00                 | \$0.00                 | \$0.00                 | \$0.00                        |
| RELACIONES EXTERIORES                                | \$0.00                 | \$0.00                               | \$0.00                 | \$0.00                 | \$0.00                 | \$0.00                        |
| ASUNTOS FINANCIEROS Y HACENDARIOS                    | \$0.00                 | \$0.00                               | \$0.00                 | \$0.00                 | \$0.00                 | \$0.00                        |
| SEGURIDAD NACIONAL                                   | \$0.00                 | \$0.00                               | \$0.00                 | \$0.00                 | \$0.00                 | \$0.00                        |
| ASUNTOS DE ORDEN PÚBLICO Y DE SEGURIDAD INTERIOR     | \$0.00                 | \$0.00                               | \$0.00                 | \$0.00                 | \$0.00                 | \$0.00                        |
| OTROS SERVICIOS GENERALES                            | \$0.00                 | \$0.00                               | \$0.00                 | \$0.00                 | \$0.00                 | \$0.00                        |
| <b>DESARROLLO SOCIAL</b>                             | <b>\$30,439,640.00</b> | <b>\$1,304,071.84</b>                | <b>\$31,743,711.84</b> | <b>\$17,156,879.79</b> | <b>\$17,156,879.79</b> | <b>\$14,586,832.05</b>        |
| PROTECCIÓN AMBIENTAL                                 | \$0.00                 | \$0.00                               | \$0.00                 | \$0.00                 | \$0.00                 | \$0.00                        |
| VIVIENDA Y SERVICIOS A LA COMUNIDAD                  | \$0.00                 | \$0.00                               | \$0.00                 | \$0.00                 | \$0.00                 | \$0.00                        |
| SALUD  | \$0.00                 | \$0.00                               | \$0.00                 | \$0.00                 | \$0.00                 | \$0.00                        |
| RECREACIÓN, CULTURA Y OTRAS MANIFESTACIONES SOCIALES | \$0.00                 | \$0.00                               | \$0.00                 | \$0.00                 | \$0.00                 | \$0.00                        |
| EDUCACIÓN  | \$30,439,640.00        | \$1,304,071.84                       | \$31,743,711.84        | \$17,156,879.79        | \$17,156,879.79        | \$14,586,832.05               |
| PROTECCIÓN SOCIAL                                    | \$0.00                 | \$0.00                               | \$0.00                 | \$0.00                 | \$0.00                 | \$0.00                        |
| OTROS ASUNTOS SOCIALES                               | \$0.00                 | \$0.00                               | \$0.00                 | \$0.00                 | \$0.00                 | \$0.00                        |
| <b>DESARROLLO ECONÓMICO</b>                          | <b>\$0.00</b>          | <b>\$0.00</b>                        | <b>\$0.00</b>          | <b>\$0.00</b>          | <b>\$0.00</b>          | <b>\$0.00</b>                 |
| ASUNTOS ECONÓMICOS, COMERCIALES Y LABORALES EN GENEI | \$0.00                 | \$0.00                               | \$0.00                 | \$0.00                 | \$0.00                 | \$0.00                        |
| AGROPECUARIA, SILVICULTURA, PESCA Y CAZA             | \$0.00                 | \$0.00                               | \$0.00                 | \$0.00                 | \$0.00                 | \$0.00                        |
| COMBUSTIBLES Y ENERGÍA                               | \$0.00                 | \$0.00                               | \$0.00                 | \$0.00                 | \$0.00                 | \$0.00                        |
| MINERÍA, MANUFACTURAS Y CONSTRUCCIÓN                 | \$0.00                 | \$0.00                               | \$0.00                 | \$0.00                 | \$0.00                 | \$0.00                        |
| TRANSPORTE   | \$0.00                 | \$0.00                               | \$0.00                 | \$0.00                 | \$0.00                 | \$0.00                        |

LIC. HUGO CARDOSO HERNANDEZ  
DIRECTOR GENERAL

L.C. MISAEL MARTINEZ CABRERA  
JEFE DEL DEPARTAMENTO DE RECURSOS FINANCIEROS

L.C. GUILLERMINA MARTINEZ CORONA  
SUBDIRECTORA ADMINISTRATIVA

C.P. DULCE MARIA SANCHEZ HERNANDEZ  
JEFA DE DEPARTAMENTO DE PLANEACION, PROGRAMACION  
Y EVALUACION



**INSTITUTO TECNOLÓGICO SUPERIOR DE TEPEXI DE RODRÍGUEZ  
ESTADO DE PUEBLA**

**Estado Analítico del Ejercicio Presupuesto de Egresos**

**Clasificación Funcional (Finalidad y Función)**

| Del 01/ene./2020 Al 31/ago./2020

Fecha y 30/sep./2020

hora de Impresión 11:34 a. m.

Usr: supervisor

Rep: rptEstadoPresupuestoEgresos\_FN3

| Concepto  | Egresos                |                                      |                        |                        |                        | Subejercicio<br>6 = ( 3 - 4 ) |
|---|------------------------|--------------------------------------|------------------------|------------------------|------------------------|-------------------------------|
|   | Aprobado<br>1          | Ampliaciones /<br>(Reducciones)<br>2 | Modificado<br>3=(1+2)  | Devengado<br>4         | Pagado<br>5            |                               |
| COMUNICACIONES  | \$0.00                 | \$0.00                               | \$0.00                 | \$0.00                 | \$0.00                 | \$0.00                        |
| TURISMO   | \$0.00                 | \$0.00                               | \$0.00                 | \$0.00                 | \$0.00                 | \$0.00                        |
| CIENCIA, TECNOLOGÍA E INNOVACIÓN                        | \$0.00                 | \$0.00                               | \$0.00                 | \$0.00                 | \$0.00                 | \$0.00                        |
| OTRAS INDUSTRIAS Y OTROS ASUNTOS ECONÓMICOS             | \$0.00                 | \$0.00                               | \$0.00                 | \$0.00                 | \$0.00                 | \$0.00                        |
| <b>OTRAS NO CLASIFICADAS EN FUNCIONES ANTERIORES</b>    | <b>\$0.00</b>          | <b>\$0.00</b>                        | <b>\$0.00</b>          | <b>\$0.00</b>          | <b>\$0.00</b>          | <b>\$0.00</b>                 |
| TRANSACCIONES DE LA DEUDA PÚBLICA / COSTO FINANCIERO D: | \$0.00                 | \$0.00                               | \$0.00                 | \$0.00                 | \$0.00                 | \$0.00                        |
| TRANSFERENCIAS, PARTICIPACIONES Y APORTACIONES ENTRE I  | \$0.00                 | \$0.00                               | \$0.00                 | \$0.00                 | \$0.00                 | \$0.00                        |
| SANEAMIENTO DEL SISTEMA FINANCIERO                      | \$0.00                 | \$0.00                               | \$0.00                 | \$0.00                 | \$0.00                 | \$0.00                        |
| ADEUDOS DE EJERCICIOS FISCALES ANTERIORES               | \$0.00                 | \$0.00                               | \$0.00                 | \$0.00                 | \$0.00                 | \$0.00                        |
| <b>Total del Gasto</b>                                  | <b>\$30,439,640.00</b> | <b>\$1,304,071.84</b>                | <b>\$31,743,711.84</b> | <b>\$17,156,879.79</b> | <b>\$17,156,879.79</b> | <b>\$14,586,832.05</b>        |

LIC. HUGO CARDOSO HERNANDEZ  
DIRECTOR GENERAL

L.C. MISAEL MARTINEZ CABRERA  
JEFE DEL DEPARTAMENTO DE RECURSOS FINANCIEROS

L.C. GUILLERMINA MARTINEZ CORONA  
SUBDIRECTORA ADMINISTRATIVA

C.P. DULCE MARIA SANCHEZ HERNANDEZ  
JEFA DE DEPARTAMENTO DE PLANEACION, PROGRAMACION  
Y EVALUACION





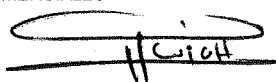
**INSTITUTO TECNOLÓGICO SUPERIOR DE TEPEXI DE RODRÍGUEZ**  
**ESTADO DE PUEBLA**

Estado Analítico del Ejercicio Presupuesto de Egresos  
Clasificación por Objeto del Gasto (Capítulo y Concepto)  
Del 01/ene./2020 Al 31/ago./2020


Usr: supervisor  
Rep: rptEstadoPresupuestoEgresos\_CP\_CTO

Fecha y 30/sep./2020  
hora de Impresión 11:35 a. m.

| Concepto   | Egresos                |                                      |                        |                        |                        | Subejercicio<br>6 = ( 3 - 4 ) |
|--|------------------------|--------------------------------------|------------------------|------------------------|------------------------|-------------------------------|
|  | Aprobado<br>1          | Ampliaciones /<br>(Reducciones)<br>2 | Modificado<br>3=(1+2)  | Devengado<br>4         | Pagado<br>5            |                               |
| <b>SERVICIOS PERSONALES</b>                          | <b>\$22,700,343.10</b> | <b>-\$233,916.51</b>                 | <b>\$22,466,426.59</b> | <b>\$13,616,254.47</b> | <b>\$13,616,254.47</b> | <b>\$8,850,172.12</b>         |
| REMUNERACIONES AL PERSONAL DE CARÁCTER PERMANEN      | \$13,178,680.50        | \$808,401.98                         | \$13,987,082.48        | \$8,434,812.72         | \$8,434,812.72         | \$5,552,269.76                |
| REMUNERACION DE CARÁCTER EVENTUAL                    | \$0.00                 | \$0.00                               | \$0.00                 | \$0.00                 | \$0.00                 | \$0.00                        |
| REMUNERACIONES ADICIONALES Y ESPECIALES              | \$3,164,283.71         | -\$641,870.95                        | \$2,522,412.76         | \$1,359,708.30         | \$1,359,708.30         | \$1,162,704.46                |
| SEGURIDAD SOCIAL                                     | \$3,996,810.89         | -\$253,445.58                        | \$3,743,365.31         | \$2,352,907.56         | \$2,352,907.56         | \$1,390,457.75                |
| OTRAS PRESTACIONES SOCIALES Y ECONÓMICAS             | \$1,891,062.00         | \$101,975.85                         | \$1,993,037.85         | \$1,468,825.89         | \$1,468,825.89         | \$524,211.96                  |
| PREVISIONES  | \$0.00                 | \$0.00                               | \$0.00                 | \$0.00                 | \$0.00                 | \$0.00                        |
| PAGO DE ESTÍMULOS A SERVIDORES PÚBLICOS              | \$469,506.00           | -\$248,977.81                        | \$220,528.19           | \$0.00                 | \$0.00                 | \$220,528.19                  |
| <b>MATERIALES Y SUMINISTROS</b>                      | <b>\$1,608,174.00</b>  | <b>\$22,029.02</b>                   | <b>\$1,630,203.02</b>  | <b>\$1,049,409.25</b>  | <b>\$1,049,409.25</b>  | <b>\$580,793.77</b>           |
| MATERIALES DE ADMINISTRACIÓN, EMISIÓN DE DOCUMENTO   | \$528,043.00           | -\$1,176.98                          | \$526,866.02           | \$482,307.98           | \$482,307.98           | \$44,558.04                   |
| ALIMENTOS Y UTENSILIOS                               | \$105,378.00           | \$6,560.00                           | \$111,938.00           | \$103,842.45           | \$103,842.45           | \$8,095.55                    |
| MATERIAS PRIMAS Y MATERIALES DE PRODUCCIÓN Y COMEA   | \$2,586.00             | \$0.00                               | \$2,586.00             | \$0.00                 | \$0.00                 | \$2,586.00                    |
| MATERIALES Y ARTÍCULOS DE CONSTRUCCIÓN Y DE REPARA   | \$257,386.00           | \$16,646.00                          | \$274,032.00           | \$37,671.24            | \$37,671.24            | \$236,360.76                  |
| PRODUCTOS QUÍMICOS, FARMACÉUTICOS Y DE LABORATORI    | \$1,900.00             | \$21,808.00                          | \$23,708.00            | \$21,808.00            | \$21,808.00            | \$1,900.00                    |
| COMBUSTIBLES, LUBRICANTES Y ADITIVOS                 | \$427,124.00           | -\$21,808.00                         | \$405,316.00           | \$221,554.12           | \$221,554.12           | \$183,761.88                  |
| VESTUARIO, BLANCOS, PRENDAS DE PROTECCIÓN Y ARTÍCULO | \$100,653.00           | \$0.00                               | \$100,653.00           | \$53,250.77            | \$53,250.77            | \$47,402.23                   |
| MATERIALES Y SUMINISTROS PARA SEGURIDAD              | \$0.00                 | \$0.00                               | \$0.00                 | \$0.00                 | \$0.00                 | \$0.00                        |
| HERRAMIENTAS, RÉFACCIONES Y ACCESORIOS MENORES       | \$185,104.00           | \$0.00                               | \$185,104.00           | \$128,974.69           | \$128,974.69           | \$56,129.31                   |
| <b>SERVICIOS GENERALES</b>                           | <b>\$5,327,433.90</b>  | <b>\$777,001.82</b>                  | <b>\$6,104,435.72</b>  | <b>\$2,142,046.96</b>  | <b>\$2,142,046.96</b>  | <b>\$3,962,388.76</b>         |
| SERVICIOS BÁSICOS                                    | \$350,155.00           | \$234,447.00                         | \$584,602.00           | \$139,981.49           | \$139,981.49           | \$444,620.51                  |
| SERVICIOS DE ARRENDAMIENTO                           | \$1,039,634.00         | -\$142,404.79                        | \$897,229.21           | \$257,317.20           | \$257,317.20           | \$639,912.01                  |
| SERVICIOS PROFESIONALES, CIENTÍFICOS, TÉCNICOS Y OTR | \$961,031.16           | \$868,624.61                         | \$1,829,655.77         | \$662,412.25           | \$662,412.25           | \$1,167,243.52                |
| SERVICIOS FINANCIEROS, BANCARIOS Y COMERCIALES       | \$216,008.22           | \$62,576.88                          | \$278,585.10           | \$197,724.83           | \$197,724.83           | \$80,860.27                   |

  
LIC. HUGO CARDOSO HERNANDEZ  
DIRECTOR GENERAL

  
L.C. MISAEL MARTINEZ CABRERA  
JEFE DEL DEPARTAMENTO DE RECURSOS FINANCIEROS

  
L.C. GUILLERMINA MARTINEZ CORONA  
SUBDIRECTORA ADMINISTRATIVA

  
C.P. DULCE MARIA SANCHEZ HERNANDEZ  
JEFA DE DEPARTAMENTO DE PLANEACION, PROGRAMACION  
Y EVALUACION



**INSTITUTO TECNOLÓGICO SUPERIOR DE TEPEXI DE RODRÍGUEZ**  
**ESTADO DE PUEBLA**

**Estado Analítico del Ejercicio Presupuesto de Egresos**

**Clasificación por Objeto del Gasto (Capítulo y Concepto)**

| Del 01/ene./2020 Al 31/ago./2020

Fecha y 30/sep./2020

hora de Impresión 11:35 a. m.

Usu: supervisor

Rep: rptEstadoPresupuestoEgresos\_CP\_CTO

| Concepto  | Egresos             |                                      |                       |                     |                     | Subejercicio<br>6 = ( 3 - 4 ) |
|---|---------------------|--------------------------------------|-----------------------|---------------------|---------------------|-------------------------------|
|   | Aprobado<br>1       | Ampliaciones /<br>(Reducciones)<br>2 | Modificado<br>3=(1+2) | Devengado<br>4      | Pagado<br>5         |                               |
| SERVICIOS DE INSTALACIÓN, REPARACIÓN, MANTENIMIENTO | \$138,613.00        | \$211,273.34                         | \$349,886.34          | \$315,964.94        | \$315,964.94        | \$33,921.40                   |
| SERVICIOS DE COMUNICACIÓN SOCIAL Y PUBLICIDAD       | \$10,000.00         | \$0.00                               | \$10,000.00           | \$0.00              | \$0.00              | \$10,000.00                   |
| SERVICIOS DE TRASLADO Y VIÁTICOS                    | \$580,550.00        | \$0.00                               | \$580,550.00          | \$193,764.78        | \$193,764.78        | \$386,785.22                  |
| SERVICIOS OFICIALES                                 | \$138,693.00        | \$0.00                               | \$138,693.00          | \$16,588.00         | \$16,588.00         | \$122,105.00                  |
| OTROS SERVICIOS GENERALES                           | \$1,892,749.52      | -\$457,515.22                        | \$1,435,234.30        | \$358,293.47        | \$358,293.47        | \$1,076,940.83                |
| <b>TRANSFERENCIAS, ASIGNACIONES, SUBSIDIOS Y OT</b> | <b>\$691,578.00</b> | <b>-\$105,437.22</b>                 | <b>\$586,140.78</b>   | <b>\$60,437.11</b>  | <b>\$60,437.11</b>  | <b>\$525,703.67</b>           |
| TRANSFERENCIAS INTERNAS Y ASIGNACIONES AL SECTOR P  | \$0.00              | \$0.00                               | \$0.00                | \$0.00              | \$0.00              | \$0.00                        |
| TRANSFERENCIAS AL RESTO DEL SECTOR PÚBLICO          | \$0.00              | \$0.00                               | \$0.00                | \$0.00              | \$0.00              | \$0.00                        |
| SUBSIDIOS Y SUBVENCIONES                            | \$0.00              | \$0.00                               | \$0.00                | \$0.00              | \$0.00              | \$0.00                        |
| AYUDAS SOCIALES                                     | \$691,578.00        | -\$105,437.22                        | \$586,140.78          | \$60,437.11         | \$60,437.11         | \$525,703.67                  |
| PENSIONES Y JUBILACIONES                            | \$0.00              | \$0.00                               | \$0.00                | \$0.00              | \$0.00              | \$0.00                        |
| TRANSFERENCIAS A FIDEICOMISOS, MANDATOS Y OTROS AN  | \$0.00              | \$0.00                               | \$0.00                | \$0.00              | \$0.00              | \$0.00                        |
| TRANSFERENCIAS A LA SEGURIDAD SOCIAL                | \$0.00              | \$0.00                               | \$0.00                | \$0.00              | \$0.00              | \$0.00                        |
| DONATIVOS   | \$0.00              | \$0.00                               | \$0.00                | \$0.00              | \$0.00              | \$0.00                        |
| TRANSFERENCIAS AL EXTERIOR                          | \$0.00              | \$0.00                               | \$0.00                | \$0.00              | \$0.00              | \$0.00                        |
| <b>BIENES MUEBLES, INMUEBLES E INTANGIBLES</b>      | <b>\$112,111.00</b> | <b>\$844,394.73</b>                  | <b>\$956,505.73</b>   | <b>\$288,732.00</b> | <b>\$288,732.00</b> | <b>\$667,773.73</b>           |
| MOBILIARIO Y EQUIPO DE ADMINISTRACIÓN               | \$25,000.00         | \$886,613.73                         | \$911,613.73          | \$243,840.00        | \$243,840.00        | \$667,773.73                  |
| MOBILIARIO Y EQUIPO EDUCACIONAL Y RECREATIVO        | \$0.00              | \$0.00                               | \$0.00                | \$0.00              | \$0.00              | \$0.00                        |
| EQUIPO E INSTRUMENTAL MÉDICO Y DE LABORATORIO       | \$0.00              | \$44,892.00                          | \$44,892.00           | \$44,892.00         | \$44,892.00         | \$0.00                        |
| VEHÍCULOS Y EQUIPO DE TRANSPORTE                    | \$0.00              | \$0.00                               | \$0.00                | \$0.00              | \$0.00              | \$0.00                        |
| EQUIPO DE DEFENSA Y SEGURIDAD                       | \$0.00              | \$0.00                               | \$0.00                | \$0.00              | \$0.00              | \$0.00                        |
| MAQUINARIA, OTROS EQUIPOS Y HERRAMIENTAS            | \$87,111.00         | -\$87,111.00                         | \$0.00                | \$0.00              | \$0.00              | \$0.00                        |
| ACTIVOS BIOLÓGICOS                                  | \$0.00              | \$0.00                               | \$0.00                | \$0.00              | \$0.00              | \$0.00                        |

LIC. HUGO CARDOSO HERNANDEZ  
DIRECTOR GENERAL

L.C. MISAEL MARTINEZ CABRERA  
JEFE DEL DEPARTAMENTO DE RECURSOS FINANCIEROS

L.C. GUILLERMINA MARTINEZ CORONA  
SUBDIRECTORA ADMINISTRATIVA

C.P. DULCE MARIA SANCHEZ HERNANDEZ  
JEFA DE DEPARTAMENTO DE PLANEACION, PROGRAMACION  
Y EVALUACION



**INSTITUTO TECNOLÓGICO SUPERIOR DE TEPEXI DE RODRÍGUEZ  
ESTADO DE PUEBLA**

**Estado Analítico del Ejercicio Presupuesto de Egresos  
Clasificación por Objeto del Gasto (Capítulo y Concepto)  
| Del 01/ene./2020 Al 31/ago./2020**

Usu: supervisor  
Rep: rptEstadoPresupuestoEgresos\_CP\_CTO

Fecha y 30/sep./2020  
hora de Impresión 11:35 a. m.

| Concepto   | Egresos       |                                      |                       |                |               | Subejercicio<br>6 = ( 3 - 4 ) |
|--|---------------|--------------------------------------|-----------------------|----------------|---------------|-------------------------------|
|  | Aprobado<br>1 | Ampliaciones /<br>(Reducciones)<br>2 | Modificado<br>3=(1+2) | Devengado<br>4 | Pagado<br>5   |                               |
| BIENES INMUEBLES                                       | \$0.00        | \$0.00                               | \$0.00                | \$0.00         | \$0.00        | \$0.00                        |
| ACTIVOS INTANGIBLES                                    | \$0.00        | \$0.00                               | \$0.00                | \$0.00         | \$0.00        | \$0.00                        |
| <b>INVERSIÓN PÚBLICA</b>                               | <b>\$0.00</b> | <b>\$0.00</b>                        | <b>\$0.00</b>         | <b>\$0.00</b>  | <b>\$0.00</b> | <b>\$0.00</b>                 |
| OBRA PÚBLICA EN BIENES DE DOMINIO PÚBLICO              | \$0.00        | \$0.00                               | \$0.00                | \$0.00         | \$0.00        | \$0.00                        |
| OBRA PÚBLICA EN BIENES PROPIOS                         | \$0.00        | \$0.00                               | \$0.00                | \$0.00         | \$0.00        | \$0.00                        |
| PROYECTOS PRODUCTIVOS Y ACCIONES DE FOMENTO            | \$0.00        | \$0.00                               | \$0.00                | \$0.00         | \$0.00        | \$0.00                        |
| <b>INVERSIONES FINANCIERAS Y OTRAS PROVISIONES</b>     | <b>\$0.00</b> | <b>\$0.00</b>                        | <b>\$0.00</b>         | <b>\$0.00</b>  | <b>\$0.00</b> | <b>\$0.00</b>                 |
| INVERSIONES PARA EL FOMENTO DE ACTIVIDADES PRODUCTIVAS | \$0.00        | \$0.00                               | \$0.00                | \$0.00         | \$0.00        | \$0.00                        |
| ACCIONES Y PARTICIPACIONES DE CAPITAL                  | \$0.00        | \$0.00                               | \$0.00                | \$0.00         | \$0.00        | \$0.00                        |
| COMPRA DE TÍTULOS Y VALORES                            | \$0.00        | \$0.00                               | \$0.00                | \$0.00         | \$0.00        | \$0.00                        |
| CONCESIÓN DE PRÉSTAMOS                                 | \$0.00        | \$0.00                               | \$0.00                | \$0.00         | \$0.00        | \$0.00                        |
| INVERSIONES EN FIDEICOMISOS, MANDATOS Y OTROS ANÁLISIS | \$0.00        | \$0.00                               | \$0.00                | \$0.00         | \$0.00        | \$0.00                        |
| OTRAS INVERSIONES FINANCIERAS                          | \$0.00        | \$0.00                               | \$0.00                | \$0.00         | \$0.00        | \$0.00                        |
| PROVISIONES PARA CONTINGENCIAS Y OTRAS EROGACIONES     | \$0.00        | \$0.00                               | \$0.00                | \$0.00         | \$0.00        | \$0.00                        |
| <b>PARTICIPACIONES Y APORTACIONES</b>                  | <b>\$0.00</b> | <b>\$0.00</b>                        | <b>\$0.00</b>         | <b>\$0.00</b>  | <b>\$0.00</b> | <b>\$0.00</b>                 |
| PARTICIPACIONES  | \$0.00        | \$0.00                               | \$0.00                | \$0.00         | \$0.00        | \$0.00                        |
| APORTACIONES   | \$0.00        | \$0.00                               | \$0.00                | \$0.00         | \$0.00        | \$0.00                        |
| CONVENIOS  | \$0.00        | \$0.00                               | \$0.00                | \$0.00         | \$0.00        | \$0.00                        |
| <b>DEUDA PÚBLICA</b>                                   | <b>\$0.00</b> | <b>\$0.00</b>                        | <b>\$0.00</b>         | <b>\$0.00</b>  | <b>\$0.00</b> | <b>\$0.00</b>                 |
| AMORTIZACIÓN DE LA DEUDA PÚBLICA                       | \$0.00        | \$0.00                               | \$0.00                | \$0.00         | \$0.00        | \$0.00                        |
| INTERESES DE LA DEUDA PÚBLICA                          | \$0.00        | \$0.00                               | \$0.00                | \$0.00         | \$0.00        | \$0.00                        |
| COMISIONES DE LA DEUDA PÚBLICA                         | \$0.00        | \$0.00                               | \$0.00                | \$0.00         | \$0.00        | \$0.00                        |
| GASTOS DE LA DEUDA PÚBLICA                             | \$0.00        | \$0.00                               | \$0.00                | \$0.00         | \$0.00        | \$0.00                        |

LIC. HUGO CARDOSO HERNANDEZ  
DIRECTOR GENERAL

L.C. MISAEL MARTINEZ CABRERA  
JEFE DEL DEPARTAMENTO DE RECURSOS FINANCIEROS

L.C. GUILLERMINA MARTINEZ CORONA  
SUBDIRECTORA ADMINISTRATIVA

C.P. DULCE MARIA SANCHEZ HERNANDEZ  
JEFE DE DEPARTAMENTO DE PLANEACION, PROGRAMACION  
Y EVALUACION



INSTITUTO TECNOLÓGICO SUPERIOR DE TEPEXI DE RODRÍGUEZ  
ESTADO DE PUEBLA

Estado Analítico del Ejercicio Presupuesto de Egresos

Clasificación por Objeto del Gasto (Capítulo y Concepto)

Del 01/ene./2020 Al 31/ago./2020

Fecha y 30/sep./2020

hora de Impresión 11:35 a. m.

Usu: supervisor  
Rep: rptEstadoPresupuestoEgresos\_CP\_CTO

| Concepto   | Egresos                |                                      |                        |                        |                        | Subejercicio<br>6 = ( 3 - 4 ) |
|--|------------------------|--------------------------------------|------------------------|------------------------|------------------------|-------------------------------|
|  | Aprobado<br>1          | Ampliaciones /<br>(Reducciones)<br>2 | Modificado<br>3=(1+2)  | Devengado<br>4         | Pagado<br>5            |                               |
| COSTOS POR COBERTURAS                              | \$0.00                 | \$0.00                               | \$0.00                 | \$0.00                 | \$0.00                 | \$0.00                        |
| APOYOS FINANCIEROS                                 | \$0.00                 | \$0.00                               | \$0.00                 | \$0.00                 | \$0.00                 | \$0.00                        |
| ADEUDOS DE EJERCICIOS FISCALES ANTERIORES (ADEFAS) | \$0.00                 | \$0.00                               | \$0.00                 | \$0.00                 | \$0.00                 | \$0.00                        |
| <b>Total del Gasto</b>                             | <b>\$30,439,640.00</b> | <b>\$1,304,071.84</b>                | <b>\$31,743,711.84</b> | <b>\$17,156,879.79</b> | <b>\$17,156,879.79</b> | <b>\$14,586,832.05</b>        |

LIC. HUGO CARDOSO HERNANDEZ  
DIRECTOR GENERAL

L.C. MISAEL MARTINEZ CABRERA  
JEFE DEL DEPARTAMENTO DE RECURSOS FINANCIEROS

L.C. GUILLERMINA MARTINEZ CORONA  
SUBDIRECTORA ADMINISTRATIVA

C.P. DULCE MARIA SANCHEZ HERNANDEZ  
JEFA DE DEPARTAMENTO DE PLANEACION ,PROGRAMACION  
Y EVALUACION



**INSTITUTO TECNOLÓGICO SUPERIOR DE TEPEXI DE RODRÍGUEZ**  
**ESTADO DE PUEBLA**

**Endeudamiento Neto**

Del 01/ago./2020 Al 31/ago./2020

Usu: supervisor

Rep: rptEndeudamientoNeto

Fecha y hora de Impresión 30/sep./2020 11:35 a. m.

| Identificación de Crédito o Instrumento | Contratación/Colocación | Amortización  | Endeudamiento Neto |
|---|-------------------------|---------------|--------------------|
|   | A                       | B             | C=A-B              |
| <b>Créditos Bancarios</b>               |                         |               |                    |
| Total Créditos Bancarios                | \$0.00                  | \$0.00        | \$0.00             |
| <b>Otros Instrumentos de Deuda</b>      |                         |               |                    |
| Total Otros Instrumentos de Deuda       | \$0.00                  | \$0.00        | \$0.00             |
| <b>Total</b>                            | <b>\$0.00</b>           | <b>\$0.00</b> | <b>\$0.00</b>      |

\_\_\_\_\_  
 LIC. HUGO CARDOSO HERNANDEZ

DIRECTOR GENERAL

\_\_\_\_\_  
 L.C. MISAEI MARTINEZ CABRERA  
 JEFE DEL DEPARTAMENTO DE RECURSOS FINANCIEROS

\_\_\_\_\_  
 L.C. GUILLERMINA MARTINEZ ORONA

SUBDIRECTORA ADMINISTRATIVA

\_\_\_\_\_  
 C.P. DULCE MARIA SANCHEZ HERNANDEZ  
 JEFA DE DEPARTAMENTO DE PLANEACION, PROGRAMACION  
 Y EVALUACION



INSTITUTO TECNOLÓGICO SUPERIOR DE TEPEXI DE RODRÍGUEZ  
ESTADO DE PUEBLA

Intereses de la Deuda

Del 01/ago./2020 Al 31/ago./2020

Usu: supervisor  
Rep: rptInteresesdeLaDeuda

Fecha y hora de Impresión 30/sep./2020 11:36 a. m.

| Identificación de Crédito o Instrumento           | Devengado | Pagado |
|---|-----------|--------|
| <b>Créditos Bancarios</b>                         |           |        |
| Total de Intereses de Créditos Bancarios          | \$0.00    | \$0.00 |
| <b>Otros Instrumentos de Deuda</b>                |           |        |
| Total de Intereses de Otros Instrumentos de Deuda | \$0.00    | \$0.00 |

LIC. HUGO CARDOSO HERNANDEZ

DIRECTOR GENERAL

L.C. GUILLERMINA MARTÍNEZ CORONA

SUBDIRECTORA ADMINISTRATIVA

L.C. MISAEL MARTÍNEZ CABRERA

JEFE DEL DEPARTAMENTO DE RECURSOS FINANCIEROS

C.P. DULCE MARÍA SANCHEZ HERNANDEZ  
JEFA DE DEPARTAMENTO DE PLANEACION ,PROGRAMACION  
Y EVALUACION



INSTITUTO TECNOLÓGICO SUPERIOR DE TEPEXI DE RODRÍGUEZ  
ESTADO DE PUEBLA

Indicadores de Postura Fiscal  
del 01/ene./2020 al 31/ago./2020

31

Usu: supervisor  
Rep: rptIndicadoresPosturaFiscal

Fecha y hora de Impresión: 30/sep./2020 11:37 a. m.

| Concepto  | Estimado      | Devengado     | Pagado        |
|---|---------------|---------------|---------------|
| <b>I. Ingresos Presupuestarios (I=1+2)</b>                              | <b>\$0.00</b> | <b>\$0.00</b> | <b>\$0.00</b> |
| 1. Ingresos del Gobierno de la Entidad Federativa                       | \$0.00        | \$0.00        | \$0.00        |
| 2. Ingresos del Sector Paraestatal                                      | \$0.00        | \$0.00        | \$0.00        |
| <b>II. Egresos Presupuestarios (II=3+4)</b>                             | <b>\$0.00</b> | <b>\$0.00</b> | <b>\$0.00</b> |
| 3. Egresos del Gobierno de la Entidad Federativa                        | \$0.00        | \$0.00        | \$0.00        |
| 4. Egresos del Sector Paraestatal                                       | \$0.00        | \$0.00        | \$0.00        |
| <b>III. Balance Presupuestario (Superávit o Déficit) (III = I - II)</b> | <b>\$0.00</b> | <b>\$0.00</b> | <b>\$0.00</b> |

| Concepto  | Estimado      | Devengado     | Pagado        |
|---|---------------|---------------|---------------|
| <b>III. Balance Presupuestario (Superávit o Déficit)</b>        | <b>\$0.00</b> | <b>\$0.00</b> | <b>\$0.00</b> |
| <b>IV. Intereses, Comisiones y Gastos de la Deuda</b>           | <b>\$0.00</b> | <b>\$0.00</b> | <b>\$0.00</b> |
| <b>V. Balance Primario ( Superávit o Déficit) (V= III - IV)</b> | <b>\$0.00</b> | <b>\$0.00</b> | <b>\$0.00</b> |

| Concepto   | Estimado      | Devengado     | Pagado        |
|--|---------------|---------------|---------------|
| <b>A. Financiamiento</b>                               | <b>\$0.00</b> | <b>\$0.00</b> | <b>\$0.00</b> |
| <b>B. Amortización de la deuda</b>                     | <b>\$0.00</b> | <b>\$0.00</b> | <b>\$0.00</b> |
| <b>C. Endeudamiento ó desendeudamiento (C = A - B)</b> | <b>\$0.00</b> | <b>\$0.00</b> | <b>\$0.00</b> |

LIC. HUGO CARDOSO HERNANDEZ  
DIRECTOR GENERAL

L.C. GUILLERMINA MARTÍNEZ CORONA  
SUBDIRECTORA ADMINISTRATIVA

L.C. MISAEL MARTÍNEZ CABRERA  
JEFE DEL DEPARTAMENTO DE RECURSOS  
FINANCIEROS

C.P. DULCE MARIA SANCHEZ HERNANDEZ  
JEFA DE DEPARTAMENTO DE  
PLANEACION PROGRAMACION Y EVALUACION



**INSTITUTO TECNOLÓGICO SUPERIOR DE TEPEXI DE RODRÍGUEZ  
ESTADO DE PUEBLA**

**Gasto por Categoría Programática  
Del 01/ene./2020 Al 31/ago./2020**

Usu: supervisor  
Rep: rptEstadoPresupuestoEgresos\_PC

Fecha y hora de Impresión | 30/sep./2020  
11:37 a. m.

| Concepto   | Egresos                |                                      |                        |                        |                        | Subejercicio<br>6 = ( 3 - 4 ) |
|--|------------------------|--------------------------------------|------------------------|------------------------|------------------------|-------------------------------|
|  | Aprobado<br>1          | Ampliaciones /<br>(Reducciones)<br>2 | Modificado<br>3=(1+2)  | Devengado<br>4         | Pagado<br>5            |                               |
| <b>Programas</b>   |                        |                                      |                        |                        |                        |                               |
| <b>Subsidios: Sector Social y Privado o Entidades Fec</b>            |                        |                                      |                        |                        |                        |                               |
| Sujetos a Reglas de Operación  | \$0.00                 | \$0.00                               | \$0.00                 | \$0.00                 | \$0.00                 | \$0.00                        |
| Otros Subsidios  | \$0.00                 | \$0.00                               | \$0.00                 | \$0.00                 | \$0.00                 | \$0.00                        |
| <b>Subsidios: Sector Social y Privado o Entidades Federativas:</b>   | <b>\$0.00</b>          | <b>\$0.00</b>                        | <b>\$0.00</b>          | <b>\$0.00</b>          | <b>\$0.00</b>          | <b>\$0.00</b>                 |
| <b>Desempeño de las Funciones</b>                                    |                        |                                      |                        |                        |                        |                               |
| Prestación de Servicios Públicos                                     | \$30,439,640.00        | \$1,304,071.84                       | \$31,743,711.84        | \$17,156,879.79        | \$17,156,879.79        | \$14,586,832.05               |
| Provisión de Bienes Públicos   | \$0.00                 | \$0.00                               | \$0.00                 | \$0.00                 | \$0.00                 | \$0.00                        |
| Planeación, seguimiento y evaluación de políticas públicas           | \$0.00                 | \$0.00                               | \$0.00                 | \$0.00                 | \$0.00                 | \$0.00                        |
| Promoción y fomento  | \$0.00                 | \$0.00                               | \$0.00                 | \$0.00                 | \$0.00                 | \$0.00                        |
| Regulación y supervisión   | \$0.00                 | \$0.00                               | \$0.00                 | \$0.00                 | \$0.00                 | \$0.00                        |
| Funciones de las Fuerzas Armadas (Únicamente Gobierno F Específicos) | \$0.00                 | \$0.00                               | \$0.00                 | \$0.00                 | \$0.00                 | \$0.00                        |
| Proyectos de Inversión   | \$0.00                 | \$0.00                               | \$0.00                 | \$0.00                 | \$0.00                 | \$0.00                        |
| <b>Desempeño de las Funciones</b>                                    | <b>\$30,439,640.00</b> | <b>\$1,304,071.84</b>                | <b>\$31,743,711.84</b> | <b>\$17,156,879.79</b> | <b>\$17,156,879.79</b> | <b>\$14,586,832.05</b>        |
| <b>Administrativos y de Apoyo</b>                                    |                        |                                      |                        |                        |                        |                               |
| Apoyo al proceso presupuestario y para mejorar la eficiencia         | \$0.00                 | \$0.00                               | \$0.00                 | \$0.00                 | \$0.00                 | \$0.00                        |
| Apoyo a la función pública y al mejoramiento de la gestión           | \$0.00                 | \$0.00                               | \$0.00                 | \$0.00                 | \$0.00                 | \$0.00                        |
| Operaciones ajenas   | \$0.00                 | \$0.00                               | \$0.00                 | \$0.00                 | \$0.00                 | \$0.00                        |
| <b>Administrativos y de Apoyo</b>                                    | <b>\$0.00</b>          | <b>\$0.00</b>                        | <b>\$0.00</b>          | <b>\$0.00</b>          | <b>\$0.00</b>          | <b>\$0.00</b>                 |
| <b>Compromisos</b>   |                        |                                      |                        |                        |                        |                               |
| Obligaciones de cumplimiento de resolución jurisdiccional            | \$0.00                 | \$0.00                               | \$0.00                 | \$0.00                 | \$0.00                 | \$0.00                        |
| Desastres Naturales  | \$0.00                 | \$0.00                               | \$0.00                 | \$0.00                 | \$0.00                 | \$0.00                        |
| <b>Compromisos</b>   | <b>\$0.00</b>          | <b>\$0.00</b>                        | <b>\$0.00</b>          | <b>\$0.00</b>          | <b>\$0.00</b>          | <b>\$0.00</b>                 |
| <b>Obligaciones</b>  |                        |                                      |                        |                        |                        |                               |
| Pensiones y jubilaciones   | \$0.00                 | \$0.00                               | \$0.00                 | \$0.00                 | \$0.00                 | \$0.00                        |
| Aportaciones a la seguridad social                                   | \$0.00                 | \$0.00                               | \$0.00                 | \$0.00                 | \$0.00                 | \$0.00                        |
| Aportaciones a fondos de estabilización                              | \$0.00                 | \$0.00                               | \$0.00                 | \$0.00                 | \$0.00                 | \$0.00                        |
| Aportaciones a fondos de inversión y reestructura de pensior         | \$0.00                 | \$0.00                               | \$0.00                 | \$0.00                 | \$0.00                 | \$0.00                        |
| <b>Obligaciones</b>  | <b>\$0.00</b>          | <b>\$0.00</b>                        | <b>\$0.00</b>          | <b>\$0.00</b>          | <b>\$0.00</b>          | <b>\$0.00</b>                 |
| <b>Programas de Gasto Federalizado</b>                               |                        |                                      |                        |                        |                        |                               |
| Gasto Federalizado   | \$0.00                 | \$0.00                               | \$0.00                 | \$0.00                 | \$0.00                 | \$0.00                        |





**INSTITUTO TECNOLÓGICO SUPERIOR DE TEPEXI DE RODRÍGUEZ  
ESTADO DE PUEBLA**

**Gasto por Categoría Programática  
Del 01/ene./2020 Al 31/ago./2020**

Usu: supervisor  
Rep: rptEstadoPresupuestoEgresos\_PC

Fecha y 30/sep./2020  
hora de Impresión 11:37 a. m.

| Concepto  | Egresos                |                                      |                        |                        |                        | Subejercicio<br>6 = ( 3 - 4 ) |
|---|------------------------|--------------------------------------|------------------------|------------------------|------------------------|-------------------------------|
|   | Aprobado<br>1          | Ampliaciones /<br>(Reducciones)<br>2 | Modificado<br>3=(1+2)  | Devengado<br>4         | Pagado<br>5            |                               |
| <b>Programas</b>  |                        |                                      |                        |                        |                        |                               |
| Programas de Gasto Federalizado                           | \$0.00                 | \$0.00                               | \$0.00                 | \$0.00                 | \$0.00                 | \$0.00                        |
| <b>Participaciones a entidades federativas y municipi</b> |                        |                                      |                        |                        |                        |                               |
| Participaciones a entidades federativas y municipios      | \$0.00                 | \$0.00                               | \$0.00                 | \$0.00                 | \$0.00                 | \$0.00                        |
| Participaciones a entidades federativas y municipios      | \$0.00                 | \$0.00                               | \$0.00                 | \$0.00                 | \$0.00                 | \$0.00                        |
| <b>Costo financiero, deuda o apoyos a deudores y ahc</b>  |                        |                                      |                        |                        |                        |                               |
| Costo financiero, deuda o apoyos a deudores y ahorradores | \$0.00                 | \$0.00                               | \$0.00                 | \$0.00                 | \$0.00                 | \$0.00                        |
| Costo financiero, deuda o apoyos a deudores y ahorradores | \$0.00                 | \$0.00                               | \$0.00                 | \$0.00                 | \$0.00                 | \$0.00                        |
| <b>Adeudos de ejercicios fiscales anteriores</b>          |                        |                                      |                        |                        |                        |                               |
| Adeudos de ejercicios fiscales anteriores                 | \$0.00                 | \$0.00                               | \$0.00                 | \$0.00                 | \$0.00                 | \$0.00                        |
| Adeudos de ejercicios fiscales anteriores                 | \$0.00                 | \$0.00                               | \$0.00                 | \$0.00                 | \$0.00                 | \$0.00                        |
| <b>Total del Gasto</b>                                    | <b>\$30,439,640.00</b> | <b>\$1,304,071.84</b>                | <b>\$31,743,711.84</b> | <b>\$17,156,879.79</b> | <b>\$17,156,879.79</b> | <b>\$14,586,832.05</b>        |

LIC. HUGO CARDOSO HERNANDEZ

DIRECTOR GENERAL

L.C. MISAEL MARTÍNEZ CABRERA

JEFE DEL DEPARTAMENTO DE RECURSOS FINANCIEROS

L.C. GUILLERMINA MARTÍNEZ CORONA

SUBDIRECTORA ADMINISTRATIVA

C.P. DULCE MARÍA SANCHEZ HERNANDEZ

JEFA DE DEPARTAMENTO DE PLANEACION , PROGRAMACION  
Y EVALUACION



Usu: supervisor  
Rep: rptEstadoPresupuestoEgresosUA\_FN\_PG\_PI

**INSTITUTO TECNOLÓGICO SUPERIOR DE TEPEXI DE RODRÍGUEZ**  
**ESTADO DE PUEBLA**

**Ramo o Dependencia / Función / Programas y proyectos de Inversión**  
**Del 01/ene./2020 Al 31/ago./2020**

Fecha y hora de Impresión | 30/sep./2020  
11:40 a. m.


| Ramo o Dependencia / Función / Programas y proyectos de inversión | Ampliaciones / Aprobado (Reducciones) | Presupuesto Vigente | Comprometido | Presupuesto Disponible para Comprometer | Devengado | Comprometido No Devengado | Presupuesto Sin Devengar | Ejercido | Pagado | Cuentas por Pagar Deuda |
|---|---------------------------------------|---------------------|--------------|---|-----------|---------------------------|--------------------------|----------|--------|-------------------------|
|---|---------------------------------------|---------------------|--------------|---|-----------|---------------------------|--------------------------|----------|--------|-------------------------|

LIC. HUGO CARDOSO HERNÁNDEZ  
DIRECTOR GENERAL

L.C. MISAEL MARTÍNEZ CABRERA  
JEFE DEL DEPARTAMENTO DE RECURSOS FINANCIEROS

L.C. GUILLERMINA MARTÍNEZ CORONA  
SUBDIRECTORA ADMINISTRATIVA

C.P. DULCE MARÍA SÁNCHEZ HERNÁNDEZ  
JEFA DE DEPARTAMENTO DE PLANEACIÓN, PROGRAMACIÓN  
Y EVALUACIÓN



# INSTITUTO TECNOLÓGICO SUPERIOR DE TEPEXI DE RODRÍGUEZ

## • INDICADORES PARA RESULTADOS

**NO TIENE INFORMACIÓN PARA REPORTAR EN ESTE PERIODO**



Gobierno del Estado  
de Puebla  
INSTITUTO TECNOLÓGICO  
SUPERIOR DE TEPEXI  
DE RODRÍGUEZ  
DEPARTAMENTO DE  
PLAN. PROGRAMACION  
Y EVALUACION

C.P. DULCE MARÍA SÁNCHEZ HERNÁNDEZ  
JEFA DEL DEPARTAMENTO DE PLANEACIÓN,  
PROGRAMACIÓN Y EVALUACIÓN ITSTR



# INSTITUTO TECNOLÓGICO SUPERIOR DE TEPEXI DE RODRÍGUEZ ESTADO DE PUEBLA

## Estado de Origen y Aplicacion de Recursos Del 01/ago./2020 al 31/ago./2020

Usr: supervisor  
Rep: rptEstadoOrigenAplicacion

Fecha y hora de Impresión 30/sep./2020 11:41 a. m.

### ORIGEN DE LOS RECURSOS

|   |                        |
|---|------------------------|
| EXISTENCIA EN EFECTIVO Y EQUIVALENTES AL          | \$2,998,088.72         |
| TRANSFERENCIAS, ASIGNACIONES, SUBSIDIOS Y SUBVENC | \$2,473,905.00         |
| Disminuciones del Activo                          | \$2,497,503.85         |
| Incrementos del Pasivo                            | \$2,298,615.28         |
| <b>TOTAL ORIGEN</b>                               | <b>\$10,268,112.85</b> |

### APLICACIÓN DE LOS RECURSOS

|  |                        |
|--|------------------------|
| SERVICIOS PERSONALES                     | \$1,361,792.05         |
| MATERIALES Y SUMINISTROS                 | \$119,677.06           |
| SERVICIOS GENERALES                      | \$154,168.77           |
| Incrementos del Activo                   | \$2,552,798.23         |
| Dismunuciones del Pasivo                 | \$2,118,841.29         |
| Disminuciones del Patrimonio             | \$136,389.31           |
| EXISTENCIA EN EFECTIVO Y EQUIVALENTES AL | \$3,824,446.14         |
| <b>TOTAL APLICACION</b>                  | <b>\$10,268,112.85</b> |

LIC. HUGO CARDOSO HERNANDEZ

DIRECTOR GENERAL

L.C. GUILLERMINA MARTINEZ CORONA

SUBDIRECTORA ADMINISTRATIVA

L.C. MISAEL MARTINEZ CABRERA

JEFE DEL DEPARTAMENTO DE RECURSOS FINANCIEROS

C.P. DULCE MARIA SANCHEZ HERNANDEZ

JEFA DE DEPARTAMENTO DE PLANEACION ,PROGRAMACION  
Y EVALUACION



Usr: supervisor  
Rep: rptEstadoPresupuestoEgresos\_FF

## INSTITUTO TECNOLÓGICO SUPERIOR DE TEPEXI DE RODRÍGUEZ ESTADO DE PUEBLA

Estado del Ejercicio del Presupuesto por Fuente de Financiamiento Al 31/ago./2020

Fecha y hora de Impresión | 30/sep./2020  
11:42 a. m.

| Fuente de Financiamiento<br>Objeto del Gasto                     | Aprobado       | Ampliaciones /<br>(Reducciones) | Presupuesto<br>Vigente | Comprometido        | Presupuesto<br>Disponible para<br>Comprometer | Devengado           | Comprometido<br>No Devengado | Presupuesto<br>Sin Devengar | Ejercido            | Pagado              | Cuentas por<br>Pagar<br>Deuda |
|--|----------------|---------------------------------|------------------------|---------------------|---|---------------------|------------------------------|-----------------------------|---------------------|---------------------|-------------------------------|
| <b>4 RECURSOS PROPIOS</b>  |                |                                 |                        |                     |   |                     |                              |                             |                     |                     |                               |
| 3000 SERVICIOS GENERALES   | \$0.00         | \$68,649.48                     | \$68,649.48            | \$68,649.48         | \$0.00  | \$68,649.48         | \$0.00                       | \$0.00                      | \$68,649.48         | \$68,649.48         | \$0.00                        |
| 3300 SERVICIOS PROFESIONALES, CIENTÍFICOS, TÉCNIC                | \$0.00         | \$66,496.00                     | \$66,496.00            | \$66,496.00         | \$0.00  | \$66,496.00         | \$0.00                       | \$0.00                      | \$66,496.00         | \$66,496.00         | \$0.00                        |
| 3320 Servicios de diseño, arquitectura, ingeniería y actividades | \$0.00         | \$60,000.00                     | \$60,000.00            | \$60,000.00         | \$0.00  | \$60,000.00         | \$0.00                       | \$0.00                      | \$60,000.00         | \$60,000.00         | \$0.00                        |
| 3321 Servicios de diseño, arquitectura, ingeniería y actividades | \$0.00         | \$60,000.00                     | \$60,000.00            | \$60,000.00         | \$0.00  | \$60,000.00         | \$0.00                       | \$0.00                      | \$60,000.00         | \$60,000.00         | \$0.00                        |
| 3390 Servicios profesionales, científicos y técnicos integrales  | \$0.00         | \$6,496.00                      | \$6,496.00             | \$6,496.00          | \$0.00  | \$6,496.00          | \$0.00                       | \$0.00                      | \$6,496.00          | \$6,496.00          | \$0.00                        |
| 3391 Servicios profesionales, científicos y técnicos integrales  | \$0.00         | \$6,496.00                      | \$6,496.00             | \$6,496.00          | \$0.00  | \$6,496.00          | \$0.00                       | \$0.00                      | \$6,496.00          | \$6,496.00          | \$0.00                        |
| 3400 SERVICIOS FINANCIEROS, BANCARIOS Y COMERCIA                 | \$0.00         | \$2,153.48                      | \$2,153.48             | \$2,153.48          | \$0.00  | \$2,153.48          | \$0.00                       | \$0.00                      | \$2,153.48          | \$2,153.48          | \$0.00                        |
| 3410 Servicios financieros y bancarios                           | \$0.00         | \$2,153.48                      | \$2,153.48             | \$2,153.48          | \$0.00  | \$2,153.48          | \$0.00                       | \$0.00                      | \$2,153.48          | \$2,153.48          | \$0.00                        |
| 3411 Servicios financieros y bancarios                           | \$0.00         | \$2,153.48                      | \$2,153.48             | \$2,153.48          | \$0.00  | \$2,153.48          | \$0.00                       | \$0.00                      | \$2,153.48          | \$2,153.48          | \$0.00                        |
| 4000 TRANSFERENCIAS, ASIGNACIONES, SUBSIDIC                      | \$0.00         | \$179,089.80                    | \$179,089.80           | \$0.00              | \$179,089.80                                  | \$0.00              | \$0.00                       | \$179,089.80                | \$0.00              | \$0.00              | \$0.00                        |
| 4400 AYUDAS SOCIALES   | \$0.00         | \$179,089.80                    | \$179,089.80           | \$0.00              | \$179,089.80                                  | \$0.00              | \$0.00                       | \$179,089.80                | \$0.00              | \$0.00              | \$0.00                        |
| 4440 Ayudas sociales a actividades científicas o académicas      | \$0.00         | \$179,089.80                    | \$179,089.80           | \$0.00              | \$179,089.80                                  | \$0.00              | \$0.00                       | \$179,089.80                | \$0.00              | \$0.00              | \$0.00                        |
| 4441 Ayudas sociales a actividades científicas o académicas      | \$0.00         | \$179,089.80                    | \$179,089.80           | \$0.00              | \$179,089.80                                  | \$0.00              | \$0.00                       | \$179,089.80                | \$0.00              | \$0.00              | \$0.00                        |
| 5000 BIENES MUEBLES, INMUEBLES E INTANGIBLE                      | \$0.00         | \$688,304.45                    | \$688,304.45           | \$44,892.00         | \$643,412.45                                  | \$44,892.00         | \$0.00                       | \$643,412.45                | \$44,892.00         | \$44,892.00         | \$0.00                        |
| 5100 MOBILIARIO Y EQUIPO DE ADMINISTRACIÓN                       | \$0.00         | \$643,412.45                    | \$643,412.45           | \$0.00              | \$643,412.45                                  | \$0.00              | \$0.00                       | \$643,412.45                | \$0.00              | \$0.00              | \$0.00                        |
| 5150 Equipo de cómputo y de tecnología de la información         | \$0.00         | \$643,412.45                    | \$643,412.45           | \$0.00              | \$643,412.45                                  | \$0.00              | \$0.00                       | \$643,412.45                | \$0.00              | \$0.00              | \$0.00                        |
| 5151 Equipo de cómputo y de tecnología de la información         | \$0.00         | \$643,412.45                    | \$643,412.45           | \$0.00              | \$643,412.45                                  | \$0.00              | \$0.00                       | \$643,412.45                | \$0.00              | \$0.00              | \$0.00                        |
| 5300 EQUIPO E INSTRUMENTAL MÉDICO Y DE LABORATO                  | \$0.00         | \$44,892.00                     | \$44,892.00            | \$44,892.00         | \$0.00  | \$44,892.00         | \$0.00                       | \$0.00                      | \$44,892.00         | \$44,892.00         | \$0.00                        |
| 5310 Equipo médico y de laboratorio                              | \$0.00         | \$44,892.00                     | \$44,892.00            | \$44,892.00         | \$0.00  | \$44,892.00         | \$0.00                       | \$0.00                      | \$44,892.00         | \$44,892.00         | \$0.00                        |
| 5311 Equipo médico y de laboratorio                              | \$0.00         | \$44,892.00                     | \$44,892.00            | \$44,892.00         | \$0.00  | \$44,892.00         | \$0.00                       | \$0.00                      | \$44,892.00         | \$44,892.00         | \$0.00                        |
| <b>RECURSOS PROPIOS</b>  | <b>\$0.00</b>  | <b>\$936,043.73</b>             | <b>\$936,043.73</b>    | <b>\$113,541.48</b> | <b>\$822,502.25</b>                           | <b>\$113,541.48</b> | <b>\$0.00</b>                | <b>\$822,502.25</b>         | <b>\$113,541.48</b> | <b>\$113,541.48</b> | <b>\$0.00</b>                 |
| <b>5 RECURSOS FEDERALES</b>                                      |                |                                 |                        |                     |   |                     |                              |                             |                     |                     |                               |
| 1000 SERVICIOS PERSONALES  | \$8,718,660.84 | -\$239,316.73                   | \$8,479,344.11         | \$5,181,441.75      | \$3,297,902.36                                | \$5,181,441.75      | \$0.00                       | \$3,297,902.36              | \$5,181,441.75      | \$5,181,441.75      | \$0.00                        |
| 1100 REMUNERACIONES AL PERSONAL DE CARÁCTER PE                   | \$5,134,707.02 | -\$5,134,707.02                 | \$0.00                 | \$0.00              | \$0.00  | \$0.00              | \$0.00                       | \$0.00                      | \$0.00              | \$0.00              | \$0.00                        |
| 1130 Sueldos base al personal permanente                         | \$5,134,707.02 | -\$5,134,707.02                 | \$0.00                 | \$0.00              | \$0.00  | \$0.00              | \$0.00                       | \$0.00                      | \$0.00              | \$0.00              | \$0.00                        |
| 1132 Sueldo Base al Personal de Confianza                        | \$5,134,707.02 | -\$5,134,707.02                 | \$0.00                 | \$0.00              | \$0.00  | \$0.00              | \$0.00                       | \$0.00                      | \$0.00              | \$0.00              | \$0.00                        |
| 1300 REMUNERACIONES ADICIONALES Y ESPECIALES                     | \$1,191,036.40 | \$1,331,376.36                  | \$2,522,412.76         | \$1,359,708.30      | \$1,162,704.46                                | \$1,359,708.30      | \$0.00                       | \$1,162,704.46              | \$1,359,708.30      | \$1,359,708.30      | \$0.00                        |
| 1310 Primas por años de servicios efectivos prestados            | \$235,862.03   | -\$50,041.71                    | \$185,820.32           | \$176,956.77        | \$8,863.55                                    | \$176,956.77        | \$0.00                       | \$8,863.55                  | \$176,956.77        | \$176,956.77        | \$0.00                        |



Usr: supervisor  
Rep: rptEstadoPresupuestoEgresos\_FF

## INSTITUTO TECNOLÓGICO SUPERIOR DE TEPEXI DE RODRÍGUEZ ESTADO DE PUEBLA

Estado del Ejercicio del Presupuesto por Fuente de Financiamiento Al 31/ago./2020

Fecha y hora de Impresión | 30/sep./2020  
11:42 a. m.

| Fuente de Financiamiento |   |                                 |                        |                       |   |                       |                              |                             |                       |                       |                       | Cuentas por   |
|--------------------------|---|---------------------------------|------------------------|-----------------------|---|-----------------------|------------------------------|-----------------------------|-----------------------|-----------------------|-----------------------|---------------|
| Objeto del Gasto         | Aprobado  | Ampliaciones /<br>(Reducciones) | Presupuesto<br>Vigente | Comprometido          | Presupuesto<br>Disponible para<br>Comprometer | Devengado             | Comprometido<br>No Devengado | Presupuesto<br>Sin Devengar | Ejercido              | Pagado                | Pagar<br>Deuda        |               |
| 1311                     | Primas por años de servicios efectivos prestados          | \$235,862.03                    | -\$50,041.71           | \$185,820.32          | \$176,956.77                                  | \$8,863.55            | \$176,956.77                 | \$0.00                      | \$8,863.55            | \$176,956.77          | \$176,956.77          | \$0.00        |
| 1320                     | Primas de vacaciones, dominical y gratificación de fin de | \$955,174.37                    | \$1,381,418.07         | \$2,336,592.44        | \$1,182,751.53                                | \$1,153,840.91        | \$1,182,751.53               | \$0.00                      | \$1,153,840.91        | \$1,182,751.53        | \$1,182,751.53        | \$0.00        |
| 1321                     | Primas de vacaciones y Dominical                          | \$358,190.39                    | \$524,281.78           | \$882,472.17          | \$443,783.67                                  | \$438,688.50          | \$443,783.67                 | \$0.00                      | \$438,688.50          | \$443,783.67          | \$443,783.67          | \$0.00        |
| 1322                     | Gratificación de fin de año                               | \$596,983.98                    | \$857,136.29           | \$1,454,120.27        | \$738,967.86                                  | \$715,152.41          | \$738,967.86                 | \$0.00                      | \$715,152.41          | \$738,967.86          | \$738,967.86          | \$0.00        |
| <b>1400</b>              | <b>SEGURIDAD SOCIAL</b>                                   | <b>\$1,504,399.62</b>           | <b>\$2,238,965.69</b>  | <b>\$3,743,365.31</b> | <b>\$2,352,907.56</b>                         | <b>\$1,390,457.75</b> | <b>\$2,352,907.56</b>        | <b>\$0.00</b>               | <b>\$1,390,457.75</b> | <b>\$2,352,907.56</b> | <b>\$2,352,907.56</b> | <b>\$0.00</b> |
| 1410                     | Aportaciones de seguridad social                          | \$1,396,942.50                  | \$2,066,681.16         | \$3,463,623.66        | \$2,184,422.89                                | \$1,279,200.77        | \$2,184,422.89               | \$0.00                      | \$1,279,200.77        | \$2,184,422.89        | \$2,184,422.89        | \$0.00        |
| 1411                     | Aportaciones de seguridad social                          | \$1,396,942.50                  | \$2,066,681.16         | \$3,463,623.66        | \$2,184,422.89                                | \$1,279,200.77        | \$2,184,422.89               | \$0.00                      | \$1,279,200.77        | \$2,184,422.89        | \$2,184,422.89        | \$0.00        |
| 1430                     | Aportaciones al sistema para el retiro                    | \$107,457.12                    | \$172,284.53           | \$279,741.65          | \$168,484.67                                  | \$111,256.98          | \$168,484.67                 | \$0.00                      | \$111,256.98          | \$168,484.67          | \$168,484.67          | \$0.00        |
| 1431                     | Aportaciones al sistema para el retiro                    | \$107,457.12                    | \$172,284.53           | \$279,741.65          | \$168,484.67                                  | \$111,256.98          | \$168,484.67                 | \$0.00                      | \$111,256.98          | \$168,484.67          | \$168,484.67          | \$0.00        |
| <b>1500</b>              | <b>OTRAS PRESTACIONES SOCIALES Y ECONÓMICAS</b>           | <b>\$711,795.74</b>             | <b>\$1,281,242.11</b>  | <b>\$1,993,037.85</b> | <b>\$1,468,825.89</b>                         | <b>\$524,211.96</b>   | <b>\$1,468,825.89</b>        | <b>\$0.00</b>               | <b>\$524,211.96</b>   | <b>\$1,468,825.89</b> | <b>\$1,468,825.89</b> | <b>\$0.00</b> |
| 1520                     | Indemnizaciones   | \$158,088.00                    | \$426,549.09           | \$584,637.09          | \$497,468.51                                  | \$87,168.58           | \$497,468.51                 | \$0.00                      | \$87,168.58           | \$497,468.51          | \$497,468.51          | \$0.00        |
| 1521                     | Indemnizaciones   | \$158,088.00                    | \$426,549.09           | \$584,637.09          | \$497,468.51                                  | \$87,168.58           | \$497,468.51                 | \$0.00                      | \$87,168.58           | \$497,468.51          | \$497,468.51          | \$0.00        |
| 1590                     | Otras prestaciones sociales y económicas                  | \$553,707.74                    | \$854,693.02           | \$1,408,400.76        | \$971,357.38                                  | \$437,043.38          | \$971,357.38                 | \$0.00                      | \$437,043.38          | \$971,357.38          | \$971,357.38          | \$0.00        |
| 1591                     | Otras prestaciones sociales y económicas                  | \$553,707.74                    | \$854,693.02           | \$1,408,400.76        | \$971,357.38                                  | \$437,043.38          | \$971,357.38                 | \$0.00                      | \$437,043.38          | \$971,357.38          | \$971,357.38          | \$0.00        |
| <b>1700</b>              | <b>PAGO DE ESTÍMULOS A SERVIDORES PÚBLICOS</b>            | <b>\$176,722.06</b>             | <b>\$43,806.13</b>     | <b>\$220,528.19</b>   | <b>\$0.00</b>                                 | <b>\$220,528.19</b>   | <b>\$0.00</b>                | <b>\$0.00</b>               | <b>\$220,528.19</b>   | <b>\$0.00</b>         | <b>\$0.00</b>         | <b>\$0.00</b> |
| 1710                     | Estímulos   | \$176,722.06                    | \$43,806.13            | \$220,528.19          | \$0.00  | \$220,528.19          | \$0.00                       | \$0.00                      | \$220,528.19          | \$0.00                | \$0.00                | \$0.00        |
| 1711                     | Estímulos   | \$176,722.06                    | \$43,806.13            | \$220,528.19          | \$0.00  | \$220,528.19          | \$0.00                       | \$0.00                      | \$220,528.19          | \$0.00                | \$0.00                | \$0.00        |
| <b>2000</b>              | <b>MATERIALES Y SUMINISTROS</b>                           | <b>\$1,608,174.00</b>           | <b>\$22,029.02</b>     | <b>\$1,630,203.02</b> | <b>\$1,049,409.25</b>                         | <b>\$580,793.77</b>   | <b>\$1,049,409.25</b>        | <b>\$0.00</b>               | <b>\$580,793.77</b>   | <b>\$1,049,409.25</b> | <b>\$1,049,409.25</b> | <b>\$0.00</b> |
| <b>2100</b>              | <b>MATERIALES DE ADMINISTRACIÓN, EMISIÓN DE DOC</b>       | <b>\$528,043.00</b>             | <b>-\$1,176.98</b>     | <b>\$526,866.02</b>   | <b>\$482,307.98</b>                           | <b>\$44,558.04</b>    | <b>\$482,307.98</b>          | <b>\$0.00</b>               | <b>\$44,558.04</b>    | <b>\$482,307.98</b>   | <b>\$482,307.98</b>   | <b>\$0.00</b> |
| 2110                     | Materiales, útiles y equipos menores de oficina           | \$203,696.00                    | \$1,304.00             | \$205,000.00          | \$203,750.17                                  | \$1,249.83            | \$203,750.17                 | \$0.00                      | \$1,249.83            | \$203,750.17          | \$203,750.17          | \$0.00        |
| 2111                     | Materiales, útiles y equipos menores de oficina           | \$203,696.00                    | \$1,304.00             | \$205,000.00          | \$203,750.17                                  | \$1,249.83            | \$203,750.17                 | \$0.00                      | \$1,249.83            | \$203,750.17          | \$203,750.17          | \$0.00        |
| 2120                     | Materiales y útiles de impresión y reproducción           | \$14,983.00                     | \$0.00                 | \$14,983.00           | \$0.00  | \$14,983.00           | \$0.00                       | \$0.00                      | \$14,983.00           | \$0.00                | \$0.00                | \$0.00        |
| 2121                     | Materiales y útiles de impresión y reproducción           | \$14,983.00                     | \$0.00                 | \$14,983.00           | \$0.00  | \$14,983.00           | \$0.00                       | \$0.00                      | \$14,983.00           | \$0.00                | \$0.00                | \$0.00        |
| 2140                     | Materiales, útiles y equipos menores de tecnologías de la | \$125,370.00                    | \$87.88                | \$125,457.88          | \$125,457.88                                  | \$0.00                | \$125,457.88                 | \$0.00                      | \$0.00                | \$125,457.88          | \$125,457.88          | \$0.00        |
| 2141                     | Materiales, útiles y equipos menores de tecnologías de la | \$125,370.00                    | \$87.88                | \$125,457.88          | \$125,457.88                                  | \$0.00                | \$125,457.88                 | \$0.00                      | \$0.00                | \$125,457.88          | \$125,457.88          | \$0.00        |
| 2150                     | Material impreso e información digital                    | \$81,402.00                     | -\$87.99               | \$81,314.01           | \$52,988.80                                   | \$28,325.21           | \$52,988.80                  | \$0.00                      | \$28,325.21           | \$52,988.80           | \$52,988.80           | \$0.00        |
| 2151                     | Material impreso e información digital                    | \$81,402.00                     | -\$87.99               | \$81,314.01           | \$52,988.80                                   | \$28,325.21           | \$52,988.80                  | \$0.00                      | \$28,325.21           | \$52,988.80           | \$52,988.80           | \$0.00        |
| 2160                     | Material de limpieza                                      | \$102,592.00                    | -\$2,480.87            | \$100,111.13          | \$100,111.13                                  | \$0.00                | \$100,111.13                 | \$0.00                      | \$0.00                | \$100,111.13          | \$100,111.13          | \$0.00        |
| 2161                     | Material de limpieza                                      | \$102,592.00                    | -\$2,480.87            | \$100,111.13          | \$100,111.13                                  | \$0.00                | \$100,111.13                 | \$0.00                      | \$0.00                | \$100,111.13          | \$100,111.13          | \$0.00        |
| <b>2200</b>              | <b>ALIMENTOS Y UTENSILIOS</b>                             | <b>\$105,378.00</b>             | <b>\$6,560.00</b>      | <b>\$111,938.00</b>   | <b>\$103,842.45</b>                           | <b>\$8,095.55</b>     | <b>\$103,842.45</b>          | <b>\$0.00</b>               | <b>\$8,095.55</b>     | <b>\$103,842.45</b>   | <b>\$103,842.45</b>   | <b>\$0.00</b> |
| 2210                     | Productos alimenticios para personas                      | \$93,301.00                     | \$0.00                 | \$93,301.00           | \$89,074.45                                   | \$4,226.55            | \$89,074.45                  | \$0.00                      | \$4,226.55            | \$89,074.45           | \$89,074.45           | \$0.00        |



Usr: supervisor  
Rep: rptEstadoPresupuestoEgresos\_FF

## INSTITUTO TECNOLÓGICO SUPERIOR DE TEPEXI DE RODRÍGUEZ ESTADO DE PUEBLA

Estado del Ejercicio del Presupuesto por Fuente de Financiamiento Al 31/ago./2020

Fecha y 30/sep./2020  
hora de Impresión 11:42 a. m.

| Fuente de Financiamiento |   | Aprobado            | Ampliaciones / (Reducciones) | Presupuesto Vigente | Comprometido        | Presupuesto Disponible para Comprometer | Devengado           | Comprometido No Devengado | Presupuesto Sin Devengar | Ejercido            | Pagado              | Cuentas por   |
|--------------------------|---|---------------------|------------------------------|---------------------|---------------------|---|---------------------|---------------------------|--------------------------|---------------------|---------------------|---------------|
| Objeto                   | del Gasto   |                     |                              |                     |                     |   |                     |                           |                          |                     |                     | Deuda         |
| 2211                     | Productos alimenticios para personas                      | \$93,301.00         | \$0.00                       | \$93,301.00         | \$89,074.45         | \$4,226.55                              | \$89,074.45         | \$0.00                    | \$4,226.55               | \$89,074.45         | \$89,074.45         | \$0.00        |
| 2220                     | Productos alimenticios para animales                      | \$10,000.00         | \$2,840.00                   | \$12,840.00         | \$10,519.00         | \$2,321.00                              | \$10,519.00         | \$0.00                    | \$2,321.00               | \$10,519.00         | \$10,519.00         | \$0.00        |
| 2221                     | Productos alimenticios para animales                      | \$10,000.00         | \$2,840.00                   | \$12,840.00         | \$10,519.00         | \$2,321.00                              | \$10,519.00         | \$0.00                    | \$2,321.00               | \$10,519.00         | \$10,519.00         | \$0.00        |
| 2230                     | Utensilios para el servicio de alimentación               | \$2,077.00          | \$3,720.00                   | \$5,797.00          | \$4,249.00          | \$1,548.00                              | \$4,249.00          | \$0.00                    | \$1,548.00               | \$4,249.00          | \$4,249.00          | \$0.00        |
| 2231                     | Utensilios para el servicio de alimentación               | \$2,077.00          | \$3,720.00                   | \$5,797.00          | \$4,249.00          | \$1,548.00                              | \$4,249.00          | \$0.00                    | \$1,548.00               | \$4,249.00          | \$4,249.00          | \$0.00        |
| <b>2300</b>              | <b>MATERIAS PRIMAS Y MATERIALES DE PRODUCCIÓN</b>         | <b>\$2,586.00</b>   | <b>\$0.00</b>                | <b>\$2,586.00</b>   | <b>\$0.00</b>       | <b>\$2,586.00</b>                       | <b>\$0.00</b>       | <b>\$0.00</b>             | <b>\$2,586.00</b>        | <b>\$0.00</b>       | <b>\$0.00</b>       | <b>\$0.00</b> |
| 2350                     | Productos químicos, farmacéuticos y de laboratorio adqui  | \$2,586.00          | \$0.00                       | \$2,586.00          | \$0.00              | \$2,586.00                              | \$0.00              | \$0.00                    | \$2,586.00               | \$0.00              | \$0.00              | \$0.00        |
| 2351                     | Productos químicos, farmacéuticos y de laboratorio adqui  | \$2,586.00          | \$0.00                       | \$2,586.00          | \$0.00              | \$2,586.00                              | \$0.00              | \$0.00                    | \$2,586.00               | \$0.00              | \$0.00              | \$0.00        |
| <b>2400</b>              | <b>MATERIALES Y ARTÍCULOS DE CONSTRUCCIÓN Y DE</b>        | <b>\$257,386.00</b> | <b>\$16,646.00</b>           | <b>\$274,032.00</b> | <b>\$37,671.24</b>  | <b>\$236,360.76</b>                     | <b>\$37,671.24</b>  | <b>\$0.00</b>             | <b>\$236,360.76</b>      | <b>\$37,671.24</b>  | <b>\$37,671.24</b>  | <b>\$0.00</b> |
| 2410                     | Productos minerales no metálicos                          | \$28,488.00         | \$0.00                       | \$28,488.00         | \$0.00              | \$28,488.00                             | \$0.00              | \$0.00                    | \$28,488.00              | \$0.00              | \$0.00              | \$0.00        |
| 2411                     | Productos minerales no metálicos                          | \$28,488.00         | \$0.00                       | \$28,488.00         | \$0.00              | \$28,488.00                             | \$0.00              | \$0.00                    | \$28,488.00              | \$0.00              | \$0.00              | \$0.00        |
| 2420                     | Cemento y productos de concreto                           | \$37,124.00         | \$0.00                       | \$37,124.00         | \$3,747.24          | \$33,376.76                             | \$3,747.24          | \$0.00                    | \$33,376.76              | \$3,747.24          | \$3,747.24          | \$0.00        |
| 2421                     | Cemento y productos de concreto                           | \$37,124.00         | \$0.00                       | \$37,124.00         | \$3,747.24          | \$33,376.76                             | \$3,747.24          | \$0.00                    | \$33,376.76              | \$3,747.24          | \$3,747.24          | \$0.00        |
| 2430                     | Cal, yeso y productos de yeso                             | \$26,811.00         | \$0.00                       | \$26,811.00         | \$0.00              | \$26,811.00                             | \$0.00              | \$0.00                    | \$26,811.00              | \$0.00              | \$0.00              | \$0.00        |
| 2431                     | Cal, yeso y productos de yeso                             | \$26,811.00         | \$0.00                       | \$26,811.00         | \$0.00              | \$26,811.00                             | \$0.00              | \$0.00                    | \$26,811.00              | \$0.00              | \$0.00              | \$0.00        |
| 2450                     | Vidrio y productos de vidrio                              | \$32,376.00         | \$0.00                       | \$32,376.00         | \$580.00            | \$31,796.00                             | \$580.00            | \$0.00                    | \$31,796.00              | \$580.00            | \$580.00            | \$0.00        |
| 2451                     | Vidrio y productos de vidrio                              | \$32,376.00         | \$0.00                       | \$32,376.00         | \$580.00            | \$31,796.00                             | \$580.00            | \$0.00                    | \$31,796.00              | \$580.00            | \$580.00            | \$0.00        |
| 2460                     | Material eléctrico y electrónico                          | \$52,964.00         | \$0.00                       | \$52,964.00         | \$9,903.14          | \$43,060.86                             | \$9,903.14          | \$0.00                    | \$43,060.86              | \$9,903.14          | \$9,903.14          | \$0.00        |
| 2461                     | Material eléctrico y electrónico                          | \$52,964.00         | \$0.00                       | \$52,964.00         | \$9,903.14          | \$43,060.86                             | \$9,903.14          | \$0.00                    | \$43,060.86              | \$9,903.14          | \$9,903.14          | \$0.00        |
| 2470                     | Artículos metálicos para la construcción                  | \$42,619.00         | \$0.00                       | \$42,619.00         | \$1,906.01          | \$40,712.99                             | \$1,906.01          | \$0.00                    | \$40,712.99              | \$1,906.01          | \$1,906.01          | \$0.00        |
| 2471                     | Artículos metálicos para la construcción                  | \$42,619.00         | \$0.00                       | \$42,619.00         | \$1,906.01          | \$40,712.99                             | \$1,906.01          | \$0.00                    | \$40,712.99              | \$1,906.01          | \$1,906.01          | \$0.00        |
| 2490                     | Otros materiales y artículos de construcción y reparación | \$37,004.00         | \$16,646.00                  | \$53,650.00         | \$21,534.85         | \$32,115.15                             | \$21,534.85         | \$0.00                    | \$32,115.15              | \$21,534.85         | \$21,534.85         | \$0.00        |
| 2491                     | Otros materiales y artículos de construcción y reparación | \$37,004.00         | \$16,646.00                  | \$53,650.00         | \$21,534.85         | \$32,115.15                             | \$21,534.85         | \$0.00                    | \$32,115.15              | \$21,534.85         | \$21,534.85         | \$0.00        |
| <b>2500</b>              | <b>PRODUCTOS QUÍMICOS, FARMACÉUTICOS Y DE LAB</b>         | <b>\$1,900.00</b>   | <b>\$21,808.00</b>           | <b>\$23,708.00</b>  | <b>\$21,808.00</b>  | <b>\$1,900.00</b>                       | <b>\$21,808.00</b>  | <b>\$0.00</b>             | <b>\$1,900.00</b>        | <b>\$21,808.00</b>  | <b>\$21,808.00</b>  | <b>\$0.00</b> |
| 2540                     | Materiales, accesorios y suministros médicos              | \$0.00              | \$21,808.00                  | \$21,808.00         | \$21,808.00         | \$0.00                                  | \$21,808.00         | \$0.00                    | \$0.00                   | \$21,808.00         | \$21,808.00         | \$0.00        |
| 2541                     | Materiales, accesorios y suministros médicos              | \$0.00              | \$21,808.00                  | \$21,808.00         | \$21,808.00         | \$0.00                                  | \$21,808.00         | \$0.00                    | \$0.00                   | \$21,808.00         | \$21,808.00         | \$0.00        |
| 2560                     | Fibras sintéticas, hules, plásticos y derivados           | \$1,900.00          | \$0.00                       | \$1,900.00          | \$0.00              | \$1,900.00                              | \$0.00              | \$0.00                    | \$1,900.00               | \$0.00              | \$0.00              | \$0.00        |
| 2561                     | Fibras sintéticas, hules, plásticos y derivados           | \$1,900.00          | \$0.00                       | \$1,900.00          | \$0.00              | \$1,900.00                              | \$0.00              | \$0.00                    | \$1,900.00               | \$0.00              | \$0.00              | \$0.00        |
| <b>2600</b>              | <b>COMBUSTIBLES, LUBRICANTES Y ADITIVOS</b>               | <b>\$427,124.00</b> | <b>-\$21,808.00</b>          | <b>\$405,316.00</b> | <b>\$221,554.12</b> | <b>\$183,761.88</b>                     | <b>\$221,554.12</b> | <b>\$0.00</b>             | <b>\$183,761.88</b>      | <b>\$221,554.12</b> | <b>\$221,554.12</b> | <b>\$0.00</b> |
| 2610                     | Combustibles, lubricantes y aditivos                      | \$427,124.00        | -\$21,808.00                 | \$405,316.00        | \$221,554.12        | \$183,761.88                            | \$221,554.12        | \$0.00                    | \$183,761.88             | \$221,554.12        | \$221,554.12        | \$0.00        |
| 2611                     | Combustibles  | \$420,000.00        | -\$21,808.00                 | \$398,192.00        | \$218,625.59        | \$179,566.41                            | \$218,625.59        | \$0.00                    | \$179,566.41             | \$218,625.59        | \$218,625.59        | \$0.00        |

39



Usr: supervisor  
Rep: rptEstadoPresupuestoEgresos\_FF

## INSTITUTO TECNOLÓGICO SUPERIOR DE TEPEXI DE RODRÍGUEZ ESTADO DE PUEBLA

Estado del Ejercicio del Presupuesto por Fuente de Financiamiento Al 31/ago./2020

Fecha y 30/sep./2020  
hora de Impresión 11:42 a. m.

| Fuente de Financiamiento                                    |                       |                                 |                        |                       |   |                       |                              |                             |                       |                       | Cuentas por   |  |
|---|-----------------------|---------------------------------|------------------------|-----------------------|---|-----------------------|------------------------------|-----------------------------|-----------------------|-----------------------|---------------|--|
| Objeto del Gasto  | Aprobado              | Ampliaciones /<br>(Reducciones) | Presupuesto<br>Vigente | Comprometido          | Presupuesto<br>Disponible para<br>Comprometer | Devengado             | Comprometido<br>No Devengado | Presupuesto<br>Sin Devengar | Ejercido              | Pagado                | Deuda         |  |
| 2612 Lubricantes y Aditivos                                 | \$7,124.00            | \$0.00                          | \$7,124.00             | \$2,928.53            | \$4,195.47                                    | \$2,928.53            | \$0.00                       | \$4,195.47                  | \$2,928.53            | \$2,928.53            | \$0.00        |  |
| <b>2700 VESTUARIO, BLANCOS, PRENDAS DE PROTECCIÓN \</b>     | <b>\$100,653.00</b>   | <b>\$0.00</b>                   | <b>\$100,653.00</b>    | <b>\$53,250.77</b>    | <b>\$47,402.23</b>                            | <b>\$53,250.77</b>    | <b>\$0.00</b>                | <b>\$47,402.23</b>          | <b>\$53,250.77</b>    | <b>\$53,250.77</b>    | <b>\$0.00</b> |  |
| 2710 Vestuario y uniformes                                  | \$33,455.00           | \$15,503.77                     | \$48,958.77            | \$48,958.77           | \$0.00  | \$48,958.77           | \$0.00                       | \$0.00                      | \$48,958.77           | \$48,958.77           | \$0.00        |  |
| 2711 Vestuario y uniformes                                  | \$33,455.00           | \$15,503.77                     | \$48,958.77            | \$48,958.77           | \$0.00  | \$48,958.77           | \$0.00                       | \$0.00                      | \$48,958.77           | \$48,958.77           | \$0.00        |  |
| 2720 Prendas de seguridad y protección personal             | \$44,952.00           | -\$15,503.77                    | \$29,448.23            | \$0.00                | \$29,448.23                                   | \$0.00                | \$0.00                       | \$29,448.23                 | \$0.00                | \$0.00                | \$0.00        |  |
| 2721 Prendas de seguridad y protección personal             | \$44,952.00           | -\$15,503.77                    | \$29,448.23            | \$0.00                | \$29,448.23                                   | \$0.00                | \$0.00                       | \$29,448.23                 | \$0.00                | \$0.00                | \$0.00        |  |
| 2730 Artículos deportivos                                   | \$18,540.00           | \$0.00                          | \$18,540.00            | \$4,292.00            | \$14,248.00                                   | \$4,292.00            | \$0.00                       | \$14,248.00                 | \$4,292.00            | \$4,292.00            | \$0.00        |  |
| 2731 Artículos deportivos                                   | \$18,540.00           | \$0.00                          | \$18,540.00            | \$4,292.00            | \$14,248.00                                   | \$4,292.00            | \$0.00                       | \$14,248.00                 | \$4,292.00            | \$4,292.00            | \$0.00        |  |
| 2740 Productos textiles                                     | \$3,706.00            | \$0.00                          | \$3,706.00             | \$0.00                | \$3,706.00                                    | \$0.00                | \$0.00                       | \$3,706.00                  | \$0.00                | \$0.00                | \$0.00        |  |
| 2741 Productos textiles                                     | \$3,706.00            | \$0.00                          | \$3,706.00             | \$0.00                | \$3,706.00                                    | \$0.00                | \$0.00                       | \$3,706.00                  | \$0.00                | \$0.00                | \$0.00        |  |
| <b>2900 HERRAMIENTAS, REFACCIONES Y ACCESORIOS MEN</b>      | <b>\$185,104.00</b>   | <b>\$0.00</b>                   | <b>\$185,104.00</b>    | <b>\$128,974.69</b>   | <b>\$56,129.31</b>                            | <b>\$128,974.69</b>   | <b>\$0.00</b>                | <b>\$56,129.31</b>          | <b>\$128,974.69</b>   | <b>\$128,974.69</b>   | <b>\$0.00</b> |  |
| 2910 Herramientas menores                                   | \$8,280.00            | \$0.00                          | \$8,280.00             | \$6,579.93            | \$1,700.07                                    | \$6,579.93            | \$0.00                       | \$1,700.07                  | \$6,579.93            | \$6,579.93            | \$0.00        |  |
| 2911 Herramientas menores                                   | \$8,280.00            | \$0.00                          | \$8,280.00             | \$6,579.93            | \$1,700.07                                    | \$6,579.93            | \$0.00                       | \$1,700.07                  | \$6,579.93            | \$6,579.93            | \$0.00        |  |
| 2920 Refacciones y accesorios menores de edificios          | \$5,328.00            | \$0.00                          | \$5,328.00             | \$4,410.22            | \$917.78                                      | \$4,410.22            | \$0.00                       | \$917.78                    | \$4,410.22            | \$4,410.22            | \$0.00        |  |
| 2921 Refacciones y accesorios menores de edificios          | \$5,328.00            | \$0.00                          | \$5,328.00             | \$4,410.22            | \$917.78                                      | \$4,410.22            | \$0.00                       | \$917.78                    | \$4,410.22            | \$4,410.22            | \$0.00        |  |
| 2940 Refacciones y accesorios menores de equipo de cómput   | \$97,756.00           | \$0.00                          | \$97,756.00            | \$47,349.69           | \$50,406.31                                   | \$47,349.69           | \$0.00                       | \$50,406.31                 | \$47,349.69           | \$47,349.69           | \$0.00        |  |
| 2941 Refacciones y accesorios menores de equipo de cómput   | \$97,756.00           | \$0.00                          | \$97,756.00            | \$47,349.69           | \$50,406.31                                   | \$47,349.69           | \$0.00                       | \$50,406.31                 | \$47,349.69           | \$47,349.69           | \$0.00        |  |
| 2960 Refacciones y accesorios menores de equipo de transpor | \$72,084.00           | \$0.00                          | \$72,084.00            | \$70,634.85           | \$1,449.15                                    | \$70,634.85           | \$0.00                       | \$1,449.15                  | \$70,634.85           | \$70,634.85           | \$0.00        |  |
| 2961 Refacciones y accesorios menores de equipo de transpor | \$72,084.00           | \$0.00                          | \$72,084.00            | \$70,634.85           | \$1,449.15                                    | \$70,634.85           | \$0.00                       | \$1,449.15                  | \$70,634.85           | \$70,634.85           | \$0.00        |  |
| 2980 Refacciones y accesorios menores de maquinaria y otros | \$1,656.00            | \$0.00                          | \$1,656.00             | \$0.00                | \$1,656.00                                    | \$0.00                | \$0.00                       | \$1,656.00                  | \$0.00                | \$0.00                | \$0.00        |  |
| 2981 Refacciones y accesorios menores de maquinaria y otros | \$1,656.00            | \$0.00                          | \$1,656.00             | \$0.00                | \$1,656.00                                    | \$0.00                | \$0.00                       | \$1,656.00                  | \$0.00                | \$0.00                | \$0.00        |  |
| <b>3000 SERVICIOS GENERALES</b>                             | <b>\$4,091,274.16</b> | <b>-\$4,323.85</b>              | <b>\$4,086,950.31</b>  | <b>\$1,680,417.86</b> | <b>\$2,406,532.45</b>                         | <b>\$1,680,417.86</b> | <b>\$0.00</b>                | <b>\$2,406,532.45</b>       | <b>\$1,680,417.86</b> | <b>\$1,680,417.86</b> | <b>\$0.00</b> |  |
| <b>3100 SERVICIOS BÁSICOS</b>                               | <b>\$350,155.00</b>   | <b>\$234,447.00</b>             | <b>\$584,602.00</b>    | <b>\$139,981.49</b>   | <b>\$444,620.51</b>                           | <b>\$139,981.49</b>   | <b>\$0.00</b>                | <b>\$444,620.51</b>         | <b>\$139,981.49</b>   | <b>\$139,981.49</b>   | <b>\$0.00</b> |  |
| 3110 Energía eléctrica                                      | \$201,600.00          | \$0.00                          | \$201,600.00           | \$76,208.00           | \$125,392.00                                  | \$76,208.00           | \$0.00                       | \$125,392.00                | \$76,208.00           | \$76,208.00           | \$0.00        |  |
| 3111 Energía eléctrica                                      | \$201,600.00          | \$0.00                          | \$201,600.00           | \$76,208.00           | \$125,392.00                                  | \$76,208.00           | \$0.00                       | \$125,392.00                | \$76,208.00           | \$76,208.00           | \$0.00        |  |
| 3130 Agua   | \$12,300.00           | \$0.00                          | \$12,300.00            | \$9,942.00            | \$2,358.00                                    | \$9,942.00            | \$0.00                       | \$2,358.00                  | \$9,942.00            | \$9,942.00            | \$0.00        |  |
| 3131 Agua   | \$12,300.00           | \$0.00                          | \$12,300.00            | \$9,942.00            | \$2,358.00                                    | \$9,942.00            | \$0.00                       | \$2,358.00                  | \$9,942.00            | \$9,942.00            | \$0.00        |  |
| 3140 Telefonía tradicional                                  | \$92,000.00           | \$0.00                          | \$92,000.00            | \$52,549.49           | \$39,450.51                                   | \$52,549.49           | \$0.00                       | \$39,450.51                 | \$52,549.49           | \$52,549.49           | \$0.00        |  |
| 3141 Telefonía tradicional                                  | \$92,000.00           | \$0.00                          | \$92,000.00            | \$52,549.49           | \$39,450.51                                   | \$52,549.49           | \$0.00                       | \$39,450.51                 | \$52,549.49           | \$52,549.49           | \$0.00        |  |
| 3150 Telefonía celular                                      | \$8,400.00            | \$0.00                          | \$8,400.00             | \$0.00                | \$8,400.00                                    | \$0.00                | \$0.00                       | \$8,400.00                  | \$0.00                | \$0.00                | \$0.00        |  |
| 3151 Telefonía celular                                      | \$8,400.00            | \$0.00                          | \$8,400.00             | \$0.00                | \$8,400.00                                    | \$0.00                | \$0.00                       | \$8,400.00                  | \$0.00                | \$0.00                | \$0.00        |  |

017





Usr: supervisor  
Rep: rptEstadoPresupuestoEgresos\_FF

## INSTITUTO TECNOLÓGICO SUPERIOR DE TEPEXI DE RODRÍGUEZ ESTADO DE PUEBLA

Estado del Ejercicio del Presupuesto por Fuente de Financiamiento Al 31/ago./2020

Fecha y hora de Impresión | 30/sep./2020  
11:42 a. m.

| Fuente de Financiamiento |   | Aprobado              | Ampliaciones /<br>(Reducciones) | Presupuesto<br>Vigente | Comprometido        | Presupuesto<br>Disponible para<br>Comprometer | Devengado           | Comprometido<br>No Devengado | Presupuesto<br>Sin Devengar | Ejercido            | Pagado              | Cuentas por    |
|--------------------------|---|-----------------------|---------------------------------|------------------------|---------------------|---|---------------------|------------------------------|-----------------------------|---------------------|---------------------|----------------|
| Objeto                   | del Gasto   |                       |                                 |                        |                     |   |                     |                              |                             |                     |                     | Pagar<br>Deuda |
| 3170                     | Servicios de acceso de Internet, redes y procesamiento d    | \$35,500.00           | \$233,856.00                    | \$269,356.00           | \$1,282.00          | \$268,074.00                                  | \$1,282.00          | \$0.00                       | \$268,074.00                | \$1,282.00          | \$1,282.00          | \$0.00         |
| 3171                     | Servicios de acceso de Internet, redes y procesamiento d    | \$35,500.00           | \$233,856.00                    | \$269,356.00           | \$1,282.00          | \$268,074.00                                  | \$1,282.00          | \$0.00                       | \$268,074.00                | \$1,282.00          | \$1,282.00          | \$0.00         |
| 3180                     | Servicios postales y telegráficos                           | \$355.00              | \$591.00                        | \$946.00               | \$0.00              | \$946.00                                      | \$0.00              | \$0.00                       | \$946.00                    | \$0.00              | \$0.00              | \$0.00         |
| 3181                     | Servicios postales y telegráficos                           | \$355.00              | \$591.00                        | \$946.00               | \$0.00              | \$946.00                                      | \$0.00              | \$0.00                       | \$946.00                    | \$0.00              | \$0.00              | \$0.00         |
| <b>3200</b>              | <b>SERVICIOS DE ARRENDAMIENTO</b>                           | <b>\$1,039,634.00</b> | <b>-\$485,299.01</b>            | <b>\$554,334.99</b>    | <b>\$257,317.20</b> | <b>\$297,017.79</b>                           | <b>\$257,317.20</b> | <b>\$0.00</b>                | <b>\$297,017.79</b>         | <b>\$257,317.20</b> | <b>\$257,317.20</b> | <b>\$0.00</b>  |
| 3230                     | Arrendamiento de mobiliario y equipo de administración, c   | \$591.00              | -\$591.00                       | \$0.00                 | \$0.00              | \$0.00  | \$0.00              | \$0.00                       | \$0.00                      | \$0.00              | \$0.00              | \$0.00         |
| 3231                     | Arrendamiento de mobiliario y equipo de administración, c   | \$591.00              | -\$591.00                       | \$0.00                 | \$0.00              | \$0.00  | \$0.00              | \$0.00                       | \$0.00                      | \$0.00              | \$0.00              | \$0.00         |
| 3270                     | Arrendamiento de activos intangibles                        | \$1,003,543.00        | -\$484,708.01                   | \$518,834.99           | \$255,699.00        | \$263,135.99                                  | \$255,699.00        | \$0.00                       | \$263,135.99                | \$255,699.00        | \$255,699.00        | \$0.00         |
| 3271                     | Arrendamiento de activos intangibles                        | \$1,003,543.00        | -\$484,708.01                   | \$518,834.99           | \$255,699.00        | \$263,135.99                                  | \$255,699.00        | \$0.00                       | \$263,135.99                | \$255,699.00        | \$255,699.00        | \$0.00         |
| 3290                     | Otros arrendamientos  | \$35,500.00           | \$0.00                          | \$35,500.00            | \$1,618.20          | \$33,881.80                                   | \$1,618.20          | \$0.00                       | \$33,881.80                 | \$1,618.20          | \$1,618.20          | \$0.00         |
| 3291                     | Otros arrendamientos  | \$35,500.00           | \$0.00                          | \$35,500.00            | \$1,618.20          | \$33,881.80                                   | \$1,618.20          | \$0.00                       | \$33,881.80                 | \$1,618.20          | \$1,618.20          | \$0.00         |
| <b>3300</b>              | <b>SERVICIOS PROFESIONALES, CIENTÍFICOS, TÉCNIC</b>         | <b>\$615,987.16</b>   | <b>\$174,831.42</b>             | <b>\$790,818.58</b>    | <b>\$452,008.93</b> | <b>\$338,809.65</b>                           | <b>\$452,008.93</b> | <b>\$0.00</b>                | <b>\$338,809.65</b>         | <b>\$452,008.93</b> | <b>\$452,008.93</b> | <b>\$0.00</b>  |
| 3310                     | Servicios legales, de contabilidad, auditoría y relacionado | \$185,000.00          | \$2,640.00                      | \$187,640.00           | \$66,413.21         | \$121,226.79                                  | \$66,413.21         | \$0.00                       | \$121,226.79                | \$66,413.21         | \$66,413.21         | \$0.00         |
| 3311                     | Servicios legales, de contabilidad, auditoría y relacionado | \$185,000.00          | \$2,640.00                      | \$187,640.00           | \$66,413.21         | \$121,226.79                                  | \$66,413.21         | \$0.00                       | \$121,226.79                | \$66,413.21         | \$66,413.21         | \$0.00         |
| 3330                     | Servicios de consultoría administrativa, procesos, técnica  | \$7,000.00            | \$124,080.00                    | \$131,080.00           | \$131,080.00        | \$0.00  | \$131,080.00        | \$0.00                       | \$0.00                      | \$131,080.00        | \$131,080.00        | \$0.00         |
| 3331                     | Servicios de consultoría administrativa, procesos, técnica  | \$7,000.00            | \$124,080.00                    | \$131,080.00           | \$131,080.00        | \$0.00  | \$131,080.00        | \$0.00                       | \$0.00                      | \$131,080.00        | \$131,080.00        | \$0.00         |
| 3340                     | Servicios de capacitación                                   | \$169,606.16          | \$46,601.84                     | \$216,208.00           | \$121,520.78        | \$94,687.22                                   | \$121,520.78        | \$0.00                       | \$94,687.22                 | \$121,520.78        | \$121,520.78        | \$0.00         |
| 3341                     | Servicios de capacitación                                   | \$169,606.16          | \$46,601.84                     | \$216,208.00           | \$121,520.78        | \$94,687.22                                   | \$121,520.78        | \$0.00                       | \$94,687.22                 | \$121,520.78        | \$121,520.78        | \$0.00         |
| 3350                     | Servicios de investigación científica y desarrollo          | \$31,354.00           | \$0.00                          | \$31,354.00            | \$4,524.00          | \$26,830.00                                   | \$4,524.00          | \$0.00                       | \$26,830.00                 | \$4,524.00          | \$4,524.00          | \$0.00         |
| 3351                     | Servicios de investigación científica y desarrollo          | \$31,354.00           | \$0.00                          | \$31,354.00            | \$4,524.00          | \$26,830.00                                   | \$4,524.00          | \$0.00                       | \$26,830.00                 | \$4,524.00          | \$4,524.00          | \$0.00         |
| 3360                     | Servicios de apoyo administrativo, fotocopiado e impresió   | \$12,983.00           | \$0.00                          | \$12,983.00            | \$3,755.00          | \$9,228.00                                    | \$3,755.00          | \$0.00                       | \$9,228.00                  | \$3,755.00          | \$3,755.00          | \$0.00         |
| 3361                     | Servicios de apoyo administrativo, fotocopiado e impresió   | \$12,983.00           | \$0.00                          | \$12,983.00            | \$3,755.00          | \$9,228.00                                    | \$3,755.00          | \$0.00                       | \$9,228.00                  | \$3,755.00          | \$3,755.00          | \$0.00         |
| 3390                     | Servicios profesionales, científicos y técnicos integrales  | \$210,044.00          | \$1,509.58                      | \$211,553.58           | \$124,715.94        | \$86,837.64                                   | \$124,715.94        | \$0.00                       | \$86,837.64                 | \$124,715.94        | \$124,715.94        | \$0.00         |
| 3391                     | Servicios profesionales, científicos y técnicos integrales  | \$210,044.00          | \$1,509.58                      | \$211,553.58           | \$124,715.94        | \$86,837.64                                   | \$124,715.94        | \$0.00                       | \$86,837.64                 | \$124,715.94        | \$124,715.94        | \$0.00         |
| <b>3400</b>              | <b>SERVICIOS FINANCIEROS, BANCARIOS Y COMERCIA</b>          | <b>\$210,108.00</b>   | <b>\$60,423.40</b>              | <b>\$270,531.40</b>    | <b>\$191,485.83</b> | <b>\$79,045.57</b>                            | <b>\$191,485.83</b> | <b>\$0.00</b>                | <b>\$79,045.57</b>          | <b>\$191,485.83</b> | <b>\$191,485.83</b> | <b>\$0.00</b>  |
| 3410                     | Servicios financieros y bancarios                           | \$5,108.00            | \$423.40                        | \$5,531.40             | \$5,501.88          | \$29.52                                       | \$5,501.88          | \$0.00                       | \$29.52                     | \$5,501.88          | \$5,501.88          | \$0.00         |
| 3411                     | Servicios financieros y bancarios                           | \$5,108.00            | \$423.40                        | \$5,531.40             | \$5,501.88          | \$29.52                                       | \$5,501.88          | \$0.00                       | \$29.52                     | \$5,501.88          | \$5,501.88          | \$0.00         |
| 3450                     | Seguro de bienes patrimoniales                              | \$205,000.00          | \$60,000.00                     | \$265,000.00           | \$185,983.95        | \$79,016.05                                   | \$185,983.95        | \$0.00                       | \$79,016.05                 | \$185,983.95        | \$185,983.95        | \$0.00         |
| 3451                     | Seguro de bienes patrimoniales                              | \$205,000.00          | \$60,000.00                     | \$265,000.00           | \$185,983.95        | \$79,016.05                                   | \$185,983.95        | \$0.00                       | \$79,016.05                 | \$185,983.95        | \$185,983.95        | \$0.00         |
| <b>3500</b>              | <b>SERVICIOS DE INSTALACIÓN, REPARACIÓN, MANTEN</b>         | <b>\$138,613.00</b>   | <b>\$211,273.34</b>             | <b>\$349,886.34</b>    | <b>\$315,964.94</b> | <b>\$33,921.40</b>                            | <b>\$315,964.94</b> | <b>\$0.00</b>                | <b>\$33,921.40</b>          | <b>\$315,964.94</b> | <b>\$315,964.94</b> | <b>\$0.00</b>  |
| 3510                     | Conservación y mantenimiento menor de inmuebles             | \$4,732.00            | \$53,650.00                     | \$58,382.00            | \$53,650.00         | \$4,732.00                                    | \$53,650.00         | \$0.00                       | \$4,732.00                  | \$53,650.00         | \$53,650.00         | \$0.00         |

11



Usr: supervisor  
Rep: rptEstadoPresupuestoEgresos\_FF

## INSTITUTO TECNOLÓGICO SUPERIOR DE TEPEJI DE RODRÍGUEZ ESTADO DE PUEBLA

Estado del Ejercicio del Presupuesto por Fuente de Financiamiento Al 31/ago./2020

Fecha y hora de Impresión | 30/sep./2020  
11:42 a. m.

| Fuente de Financiamiento<br>Objeto del Gasto                    | Aprobado              | Ampliaciones /<br>(Reducciones) | Presupuesto<br>Vigente | Comprometido        | Presupuesto<br>Disponibile para<br>Comprometer | Devengado           | Comprometido<br>No Devengado | Presupuesto<br>Sin Devengar | Ejercido            | Pagado              | Cuentas por<br>Pagar<br>Deuda |
|---|-----------------------|---------------------------------|------------------------|---------------------|--|---------------------|------------------------------|-----------------------------|---------------------|---------------------|-------------------------------|
| 3511 Conservación y mantenimiento menor de inmuebles            | \$4,732.00            | \$53,650.00                     | \$58,382.00            | \$53,650.00         | \$4,732.00                                     | \$53,650.00         | \$0.00                       | \$4,732.00                  | \$53,650.00         | \$53,650.00         | \$0.00                        |
| 3520 Instalación, reparación y mantenimiento de mobiliario y ex | \$11,600.00           | \$0.00                          | \$11,600.00            | \$11,600.00         | \$0.00   | \$11,600.00         | \$0.00                       | \$0.00                      | \$11,600.00         | \$11,600.00         | \$0.00                        |
| 3521 Instalación, reparación y mantenimiento de mobiliario y ex | \$11,600.00           | \$0.00                          | \$11,600.00            | \$11,600.00         | \$0.00   | \$11,600.00         | \$0.00                       | \$0.00                      | \$11,600.00         | \$11,600.00         | \$0.00                        |
| 3530 Instalación, reparación y mantenimiento de equipo de cór   | \$15,000.00           | \$0.00                          | \$15,000.00            | \$5,800.00          | \$9,200.00                                     | \$5,800.00          | \$0.00                       | \$9,200.00                  | \$5,800.00          | \$5,800.00          | \$0.00                        |
| 3531 Instalación, reparación y mantenimiento de equipo de cór   | \$15,000.00           | \$0.00                          | \$15,000.00            | \$5,800.00          | \$9,200.00                                     | \$5,800.00          | \$0.00                       | \$9,200.00                  | \$5,800.00          | \$5,800.00          | \$0.00                        |
| 3540 Instalación, reparación y mantenimiento de equipo e instr  | \$5,676.00            | \$0.00                          | \$5,676.00             | \$0.00              | \$5,676.00                                     | \$0.00              | \$0.00                       | \$5,676.00                  | \$0.00              | \$0.00              | \$0.00                        |
| 3541 Instalación, reparación y mantenimiento de equipo e instr  | \$5,676.00            | \$0.00                          | \$5,676.00             | \$0.00              | \$5,676.00                                     | \$0.00              | \$0.00                       | \$5,676.00                  | \$0.00              | \$0.00              | \$0.00                        |
| 3550 Reparación y mantenimiento de equipo de transporte         | \$61,832.00           | \$53,597.20                     | \$115,429.20           | \$105,713.90        | \$9,715.30                                     | \$105,713.90        | \$0.00                       | \$9,715.30                  | \$105,713.90        | \$105,713.90        | \$0.00                        |
| 3551 Reparación y mantenimiento de equipo de transporte         | \$61,832.00           | \$53,597.20                     | \$115,429.20           | \$105,713.90        | \$9,715.30                                     | \$105,713.90        | \$0.00                       | \$9,715.30                  | \$105,713.90        | \$105,713.90        | \$0.00                        |
| 3570 Instalación, reparación y mantenimiento de maquinaria, o   | \$39,773.00           | \$104,026.14                    | \$143,799.14           | \$139,201.04        | \$4,598.10                                     | \$139,201.04        | \$0.00                       | \$4,598.10                  | \$139,201.04        | \$139,201.04        | \$0.00                        |
| 3571 Instalación, reparación y mantenimiento de maquinaria, o   | \$39,773.00           | \$104,026.14                    | \$143,799.14           | \$139,201.04        | \$4,598.10                                     | \$139,201.04        | \$0.00                       | \$4,598.10                  | \$139,201.04        | \$139,201.04        | \$0.00                        |
| <b>3600 SERVICIOS DE COMUNICACIÓN SOCIAL Y PUBLICIDA</b>        | <b>\$10,000.00</b>    | <b>\$0.00</b>                   | <b>\$10,000.00</b>     | <b>\$0.00</b>       | <b>\$10,000.00</b>                             | <b>\$0.00</b>       | <b>\$0.00</b>                | <b>\$10,000.00</b>          | <b>\$0.00</b>       | <b>\$0.00</b>       | <b>\$0.00</b>                 |
| 3620 Difusión por radio, televisión y otros medios de mensajes  | \$10,000.00           | \$0.00                          | \$10,000.00            | \$0.00              | \$10,000.00                                    | \$0.00              | \$0.00                       | \$10,000.00                 | \$0.00              | \$0.00              | \$0.00                        |
| 3621 Difusión por radio, televisión y otros medios de mensajes  | \$10,000.00           | \$0.00                          | \$10,000.00            | \$0.00              | \$10,000.00                                    | \$0.00              | \$0.00                       | \$10,000.00                 | \$0.00              | \$0.00              | \$0.00                        |
| <b>3700 SERVICIOS DE TRASLADO Y VIÁTICOS</b>                    | <b>\$419,216.00</b>   | <b>\$0.00</b>                   | <b>\$419,216.00</b>    | <b>\$143,009.22</b> | <b>\$276,206.78</b>                            | <b>\$143,009.22</b> | <b>\$0.00</b>                | <b>\$276,206.78</b>         | <b>\$143,009.22</b> | <b>\$143,009.22</b> | <b>\$0.00</b>                 |
| 3710 Pasajes aéreos   | \$2,500.00            | \$0.00                          | \$2,500.00             | \$0.00              | \$2,500.00                                     | \$0.00              | \$0.00                       | \$2,500.00                  | \$0.00              | \$0.00              | \$0.00                        |
| 3711 Pasajes Aéreos Nacionales                                  | \$2,500.00            | \$0.00                          | \$2,500.00             | \$0.00              | \$2,500.00                                     | \$0.00              | \$0.00                       | \$2,500.00                  | \$0.00              | \$0.00              | \$0.00                        |
| 3720 Pasajes terrestres   | \$28,398.00           | \$0.00                          | \$28,398.00            | \$2,986.90          | \$25,411.10                                    | \$2,986.90          | \$0.00                       | \$25,411.10                 | \$2,986.90          | \$2,986.90          | \$0.00                        |
| 3721 Pasajes terrestres Nacionales                              | \$28,398.00           | \$0.00                          | \$28,398.00            | \$2,986.90          | \$25,411.10                                    | \$2,986.90          | \$0.00                       | \$25,411.10                 | \$2,986.90          | \$2,986.90          | \$0.00                        |
| 3750 Viáticos en el país  | \$383,748.00          | \$0.00                          | \$383,748.00           | \$139,458.32        | \$244,289.68                                   | \$139,458.32        | \$0.00                       | \$244,289.68                | \$139,458.32        | \$139,458.32        | \$0.00                        |
| 3751 Viáticos en el país  | \$383,748.00          | \$0.00                          | \$383,748.00           | \$139,458.32        | \$244,289.68                                   | \$139,458.32        | \$0.00                       | \$244,289.68                | \$139,458.32        | \$139,458.32        | \$0.00                        |
| 3790 Otros servicios de traslado y hospedaje                    | \$4,570.00            | \$0.00                          | \$4,570.00             | \$564.00            | \$4,006.00                                     | \$564.00            | \$0.00                       | \$4,006.00                  | \$564.00            | \$564.00            | \$0.00                        |
| 3791 Otros servicios de traslado y hospedaje                    | \$4,570.00            | \$0.00                          | \$4,570.00             | \$564.00            | \$4,006.00                                     | \$564.00            | \$0.00                       | \$4,006.00                  | \$564.00            | \$564.00            | \$0.00                        |
| <b>3800 SERVICIOS OFICIALES</b>                                 | <b>\$122,953.00</b>   | <b>\$0.00</b>                   | <b>\$122,953.00</b>    | <b>\$16,588.00</b>  | <b>\$106,365.00</b>                            | <b>\$16,588.00</b>  | <b>\$0.00</b>                | <b>\$106,365.00</b>         | <b>\$16,588.00</b>  | <b>\$16,588.00</b>  | <b>\$0.00</b>                 |
| 3820 Gastos de orden social y cultural                          | \$29,991.00           | \$0.00                          | \$29,991.00            | \$9,896.00          | \$20,095.00                                    | \$9,896.00          | \$0.00                       | \$20,095.00                 | \$9,896.00          | \$9,896.00          | \$0.00                        |
| 3821 Gastos de orden social y cultural                          | \$29,991.00           | \$0.00                          | \$29,991.00            | \$9,896.00          | \$20,095.00                                    | \$9,896.00          | \$0.00                       | \$20,095.00                 | \$9,896.00          | \$9,896.00          | \$0.00                        |
| 3830 Congresos y convenciones                                   | \$92,962.00           | \$0.00                          | \$92,962.00            | \$6,692.00          | \$86,270.00                                    | \$6,692.00          | \$0.00                       | \$86,270.00                 | \$6,692.00          | \$6,692.00          | \$0.00                        |
| 3831 Congresos y convenciones                                   | \$92,962.00           | \$0.00                          | \$92,962.00            | \$6,692.00          | \$86,270.00                                    | \$6,692.00          | \$0.00                       | \$86,270.00                 | \$6,692.00          | \$6,692.00          | \$0.00                        |
| <b>3900 OTROS SERVICIOS GENERALES</b>                           | <b>\$1,184,608.00</b> | <b>-\$200,000.00</b>            | <b>\$984,608.00</b>    | <b>\$164,062.25</b> | <b>\$820,545.75</b>                            | <b>\$164,062.25</b> | <b>\$0.00</b>                | <b>\$820,545.75</b>         | <b>\$164,062.25</b> | <b>\$164,062.25</b> | <b>\$0.00</b>                 |
| 3920 Impuestos y derechos                                       | \$95,099.00           | \$0.00                          | \$95,099.00            | \$7,035.72          | \$88,063.28                                    | \$7,035.72          | \$0.00                       | \$88,063.28                 | \$7,035.72          | \$7,035.72          | \$0.00                        |
| 3921 Impuestos y derechos                                       | \$95,099.00           | \$0.00                          | \$95,099.00            | \$7,035.72          | \$88,063.28                                    | \$7,035.72          | \$0.00                       | \$88,063.28                 | \$7,035.72          | \$7,035.72          | \$0.00                        |

42



Usu: supervisor  
Rep: rptEstadoPresupuestoEgresos\_FF

## INSTITUTO TECNOLÓGICO SUPERIOR DE TEPEXI DE RODRÍGUEZ ESTADO DE PUEBLA

Estado del Ejercicio del Presupuesto por Fuente de Financiamiento Al 31/ago./2020

Fecha y hora de Impresión | 30/sep./2020  
11:42 a. m.

| Fuente de Financiamiento    |   | Aprobado               | Ampliaciones / (Reducciones) | Presupuesto Vigente    | Comprometido          | Presupuesto Disponible para Comprometer | Devengado             | Comprometido No Devengado | Presupuesto Sin Devengar | Ejercido              | Pagado                | Cuentas por   |
|-----------------------------|---|------------------------|------------------------------|------------------------|-----------------------|---|-----------------------|---------------------------|--------------------------|-----------------------|-----------------------|---------------|
| Objeto                      | del Gasto   |                        |                              |                        |                       |   |                       |                           |                          |                       |                       | Pagar Deuda   |
| 3980                        | Impuesto sobre nóminas y otros que se deriven de una re   | \$1,089,509.00         | -\$200,000.00                | \$889,509.00           | \$157,026.53          | \$732,482.47                            | \$157,026.53          | \$0.00                    | \$732,482.47             | \$157,026.53          | \$157,026.53          | \$0.00        |
| 3981                        | Impuesto sobre nóminas y otros que se deriven de una re   | \$1,089,509.00         | -\$200,000.00                | \$889,509.00           | \$157,026.53          | \$732,482.47                            | \$157,026.53          | \$0.00                    | \$732,482.47             | \$157,026.53          | \$157,026.53          | \$0.00        |
| <b>5000</b>                 | <b>BIENES MUEBLES, INMUEBLES E INTANGIBLE</b>             | <b>\$25,000.00</b>     | <b>\$243,201.28</b>          | <b>\$268,201.28</b>    | <b>\$243,840.00</b>   | <b>\$24,361.28</b>                      | <b>\$243,840.00</b>   | <b>\$0.00</b>             | <b>\$24,361.28</b>       | <b>\$243,840.00</b>   | <b>\$243,840.00</b>   | <b>\$0.00</b> |
| <b>5100</b>                 | <b>MOBILIARIO Y EQUIPO DE ADMINISTRACIÓN</b>              | <b>\$25,000.00</b>     | <b>\$243,201.28</b>          | <b>\$268,201.28</b>    | <b>\$243,840.00</b>   | <b>\$24,361.28</b>                      | <b>\$243,840.00</b>   | <b>\$0.00</b>             | <b>\$24,361.28</b>       | <b>\$243,840.00</b>   | <b>\$243,840.00</b>   | <b>\$0.00</b> |
| 5150                        | Equipo de cómputo y de tecnología de la información       | \$0.00                 | \$168,200.00                 | \$168,200.00           | \$143,840.00          | \$24,360.00                             | \$143,840.00          | \$0.00                    | \$24,360.00              | \$143,840.00          | \$143,840.00          | \$0.00        |
| 5151                        | Equipo de cómputo y de tecnología de la información       | \$0.00                 | \$168,200.00                 | \$168,200.00           | \$143,840.00          | \$24,360.00                             | \$143,840.00          | \$0.00                    | \$24,360.00              | \$143,840.00          | \$143,840.00          | \$0.00        |
| 5190                        | Otros mobiliarios y equipos de administración             | \$25,000.00            | \$75,001.28                  | \$100,001.28           | \$100,000.00          | \$1.28                                  | \$100,000.00          | \$0.00                    | \$1.28                   | \$100,000.00          | \$100,000.00          | \$0.00        |
| 5191                        | Otros mobiliarios y equipos de administración             | \$25,000.00            | \$75,001.28                  | \$100,001.28           | \$100,000.00          | \$1.28                                  | \$100,000.00          | \$0.00                    | \$1.28                   | \$100,000.00          | \$100,000.00          | \$0.00        |
| <b>RECURSOS FEDERALES</b>   |   | <b>\$14,443,109.00</b> | <b>\$21,589.72</b>           | <b>\$14,464,698.72</b> | <b>\$8,155,108.86</b> | <b>\$6,309,589.86</b>                   | <b>\$8,155,108.86</b> | <b>\$0.00</b>             | <b>\$6,309,589.86</b>    | <b>\$8,155,108.86</b> | <b>\$8,155,108.86</b> | <b>\$0.00</b> |
| <b>6 RECURSOS ESTATALES</b> |   |                        |                              |                        |                       |   |                       |                           |                          |                       |                       |               |
| <b>1000</b>                 | <b>SERVICIOS PERSONALES</b>                               | <b>\$13,981,682.26</b> | <b>\$5,400.22</b>            | <b>\$13,987,082.48</b> | <b>\$8,434,812.72</b> | <b>\$5,552,269.76</b>                   | <b>\$8,434,812.72</b> | <b>\$0.00</b>             | <b>\$5,552,269.76</b>    | <b>\$8,434,812.72</b> | <b>\$8,434,812.72</b> | <b>\$0.00</b> |
| <b>1100</b>                 | <b>REMUNERACIONES AL PERSONAL DE CARÁCTER PE</b>          | <b>\$8,043,973.48</b>  | <b>\$5,943,109.00</b>        | <b>\$13,987,082.48</b> | <b>\$8,434,812.72</b> | <b>\$5,552,269.76</b>                   | <b>\$8,434,812.72</b> | <b>\$0.00</b>             | <b>\$5,552,269.76</b>    | <b>\$8,434,812.72</b> | <b>\$8,434,812.72</b> | <b>\$0.00</b> |
| 1130                        | Sueldos base al personal permanente                       | \$8,043,973.48         | \$5,943,109.00               | \$13,987,082.48        | \$8,434,812.72        | \$5,552,269.76                          | \$8,434,812.72        | \$0.00                    | \$5,552,269.76           | \$8,434,812.72        | \$8,434,812.72        | \$0.00        |
| 1132                        | Sueldo Base al Personal de Confianza                      | \$8,043,973.48         | \$5,943,109.00               | \$13,987,082.48        | \$8,434,812.72        | \$5,552,269.76                          | \$8,434,812.72        | \$0.00                    | \$5,552,269.76           | \$8,434,812.72        | \$8,434,812.72        | \$0.00        |
| <b>1300</b>                 | <b>REMUNERACIONES ADICIONALES Y ESPECIALES</b>            | <b>\$1,973,247.31</b>  | <b>-\$1,973,247.31</b>       | <b>\$0.00</b>          | <b>\$0.00</b>         | <b>\$0.00</b>                           | <b>\$0.00</b>         | <b>\$0.00</b>             | <b>\$0.00</b>            | <b>\$0.00</b>         | <b>\$0.00</b>         | <b>\$0.00</b> |
| 1310                        | Primas por años de servicios efectivos prestados          | \$390,763.97           | -\$390,763.97                | \$0.00                 | \$0.00                | \$0.00                                  | \$0.00                | \$0.00                    | \$0.00                   | \$0.00                | \$0.00                | \$0.00        |
| 1311                        | Primas por años de servicios efectivos prestados          | \$390,763.97           | -\$390,763.97                | \$0.00                 | \$0.00                | \$0.00                                  | \$0.00                | \$0.00                    | \$0.00                   | \$0.00                | \$0.00                | \$0.00        |
| 1320                        | Primas de vacaciones, dominical y gratificación de fin de | \$1,582,483.34         | -\$1,582,483.34              | \$0.00                 | \$0.00                | \$0.00                                  | \$0.00                | \$0.00                    | \$0.00                   | \$0.00                | \$0.00                | \$0.00        |
| 1321                        | Primas de vacaciones y Dominical                          | \$593,431.25           | -\$593,431.25                | \$0.00                 | \$0.00                | \$0.00                                  | \$0.00                | \$0.00                    | \$0.00                   | \$0.00                | \$0.00                | \$0.00        |
| 1322                        | Gratificación de fin de año                               | \$989,052.09           | -\$989,052.09                | \$0.00                 | \$0.00                | \$0.00                                  | \$0.00                | \$0.00                    | \$0.00                   | \$0.00                | \$0.00                | \$0.00        |
| <b>1400</b>                 | <b>SEGURIDAD SOCIAL</b>                                   | <b>\$2,492,411.27</b>  | <b>-\$2,492,411.27</b>       | <b>\$0.00</b>          | <b>\$0.00</b>         | <b>\$0.00</b>                           | <b>\$0.00</b>         | <b>\$0.00</b>             | <b>\$0.00</b>            | <b>\$0.00</b>         | <b>\$0.00</b>         | <b>\$0.00</b> |
| 1410                        | Aportaciones de seguridad social                          | \$2,314,381.89         | -\$2,314,381.89              | \$0.00                 | \$0.00                | \$0.00                                  | \$0.00                | \$0.00                    | \$0.00                   | \$0.00                | \$0.00                | \$0.00        |
| 1411                        | Aportaciones de seguridad social                          | \$2,314,381.89         | -\$2,314,381.89              | \$0.00                 | \$0.00                | \$0.00                                  | \$0.00                | \$0.00                    | \$0.00                   | \$0.00                | \$0.00                | \$0.00        |
| 1430                        | Aportaciones al sistema para el retiro                    | \$178,029.38           | -\$178,029.38                | \$0.00                 | \$0.00                | \$0.00                                  | \$0.00                | \$0.00                    | \$0.00                   | \$0.00                | \$0.00                | \$0.00        |
| 1431                        | Aportaciones al sistema para el retiro                    | \$178,029.38           | -\$178,029.38                | \$0.00                 | \$0.00                | \$0.00                                  | \$0.00                | \$0.00                    | \$0.00                   | \$0.00                | \$0.00                | \$0.00        |
| <b>1500</b>                 | <b>OTRAS PRESTACIONES SOCIALES Y ECONÓMICAS</b>           | <b>\$1,179,266.26</b>  | <b>-\$1,179,266.26</b>       | <b>\$0.00</b>          | <b>\$0.00</b>         | <b>\$0.00</b>                           | <b>\$0.00</b>         | <b>\$0.00</b>             | <b>\$0.00</b>            | <b>\$0.00</b>         | <b>\$0.00</b>         | <b>\$0.00</b> |
| 1520                        | Indemnizaciones   | \$261,912.00           | -\$261,912.00                | \$0.00                 | \$0.00                | \$0.00                                  | \$0.00                | \$0.00                    | \$0.00                   | \$0.00                | \$0.00                | \$0.00        |
| 1521                        | Indemnizaciones   | \$261,912.00           | -\$261,912.00                | \$0.00                 | \$0.00                | \$0.00                                  | \$0.00                | \$0.00                    | \$0.00                   | \$0.00                | \$0.00                | \$0.00        |
| 1590                        | Otras prestaciones sociales y económicas                  | \$917,354.26           | -\$917,354.26                | \$0.00                 | \$0.00                | \$0.00                                  | \$0.00                | \$0.00                    | \$0.00                   | \$0.00                | \$0.00                | \$0.00        |
| 1591                        | Otras prestaciones sociales y económicas                  | \$917,354.26           | -\$917,354.26                | \$0.00                 | \$0.00                | \$0.00                                  | \$0.00                | \$0.00                    | \$0.00                   | \$0.00                | \$0.00                | \$0.00        |

43



Usr: supervisor  
Rep: rptEstadoPresupuestoEgresos\_FF

## INSTITUTO TECNOLÓGICO SUPERIOR DE TEPEXI DE RODRÍGUEZ ESTADO DE PUEBLA

Estado del Ejercicio del Presupuesto por Fuente de Financiamiento Al 31/ago./2020

Fecha y hora de Impresión 30/sep./2020 11:42 a. m.

| Fuente de Financiamiento   |                        |                                 |                        |                       |   |                       |                              |                             |                       |                       | Cuentas por    |  |
|--|------------------------|---------------------------------|------------------------|-----------------------|---|-----------------------|------------------------------|-----------------------------|-----------------------|-----------------------|----------------|--|
| Objeto del Gasto   | Aprobado               | Ampliaciones /<br>(Reducciones) | Presupuesto<br>Vigente | Comprometido          | Presupuesto<br>Disponible para<br>Comprometer | Devengado             | Comprometido<br>No Devengado | Presupuesto<br>Sin Devengar | Ejercido              | Pagado                | Pagar<br>Deuda |  |
| 1700 PAGO DE ESTÍMULOS A SERVIDORES PÚBLICOS                     | \$292,783.94           | -\$292,783.94                   | \$0.00                 | \$0.00                | \$0.00  | \$0.00                | \$0.00                       | \$0.00                      | \$0.00                | \$0.00                | \$0.00         |  |
| 1710 Estímulos   | \$292,783.94           | -\$292,783.94                   | \$0.00                 | \$0.00                | \$0.00  | \$0.00                | \$0.00                       | \$0.00                      | \$0.00                | \$0.00                | \$0.00         |  |
| 1711 Estímulos   | \$292,783.94           | -\$292,783.94                   | \$0.00                 | \$0.00                | \$0.00  | \$0.00                | \$0.00                       | \$0.00                      | \$0.00                | \$0.00                | \$0.00         |  |
| <b>3000 SERVICIOS GENERALES</b>                                  | <b>\$461,426.74</b>    | <b>-\$5,400.22</b>              | <b>\$456,026.52</b>    | <b>\$197,871.30</b>   | <b>\$258,155.22</b>                           | <b>\$197,871.30</b>   | <b>\$0.00</b>                | <b>\$258,155.22</b>         | <b>\$197,871.30</b>   | <b>\$197,871.30</b>   | <b>\$0.00</b>  |  |
| 3400 SERVICIOS FINANCIEROS, BANCARIOS Y COMERCIA                 | \$5,400.22             | \$0.00                          | \$5,400.22             | \$3,640.08            | \$1,760.14                                    | \$3,640.08            | \$0.00                       | \$1,760.14                  | \$3,640.08            | \$3,640.08            | \$0.00         |  |
| 3410 Servicios financieros y bancarios                           | \$5,400.22             | \$0.00                          | \$5,400.22             | \$3,640.08            | \$1,760.14                                    | \$3,640.08            | \$0.00                       | \$1,760.14                  | \$3,640.08            | \$3,640.08            | \$0.00         |  |
| 3411 Servicios financieros y bancarios                           | \$5,400.22             | \$0.00                          | \$5,400.22             | \$3,640.08            | \$1,760.14                                    | \$3,640.08            | \$0.00                       | \$1,760.14                  | \$3,640.08            | \$3,640.08            | \$0.00         |  |
| <b>3900 OTROS SERVICIOS GENERALES</b>                            | <b>\$456,026.52</b>    | <b>-\$5,400.22</b>              | <b>\$450,626.30</b>    | <b>\$194,231.22</b>   | <b>\$256,395.08</b>                           | <b>\$194,231.22</b>   | <b>\$0.00</b>                | <b>\$256,395.08</b>         | <b>\$194,231.22</b>   | <b>\$194,231.22</b>   | <b>\$0.00</b>  |  |
| 3980 Impuesto sobre nóminas y otros que se deriven de una re     | \$456,026.52           | -\$5,400.22                     | \$450,626.30           | \$194,231.22          | \$256,395.08                                  | \$194,231.22          | \$0.00                       | \$256,395.08                | \$194,231.22          | \$194,231.22          | \$0.00         |  |
| 3981 Impuesto sobre nóminas y otros que se deriven de una re     | \$456,026.52           | -\$5,400.22                     | \$450,626.30           | \$194,231.22          | \$256,395.08                                  | \$194,231.22          | \$0.00                       | \$256,395.08                | \$194,231.22          | \$194,231.22          | \$0.00         |  |
| <b>RECURSOS ESTATALES</b>  | <b>\$14,443,109.00</b> | <b>\$0.00</b>                   | <b>\$14,443,109.00</b> | <b>\$8,632,684.02</b> | <b>\$5,810,424.98</b>                         | <b>\$8,632,684.02</b> | <b>\$0.00</b>                | <b>\$5,810,424.98</b>       | <b>\$8,632,684.02</b> | <b>\$8,632,684.02</b> | <b>\$0.00</b>  |  |
| <b>7 CAPTACION DE DERECHOS</b>                                   |                        |                                 |                        |                       |   |                       |                              |                             |                       |                       |                |  |
| <b>3000 SERVICIOS GENERALES</b>                                  | <b>\$774,733.00</b>    | <b>\$718,076.41</b>             | <b>\$1,492,809.41</b>  | <b>\$195,108.32</b>   | <b>\$1,297,701.09</b>                         | <b>\$195,108.32</b>   | <b>\$0.00</b>                | <b>\$1,297,701.09</b>       | <b>\$195,108.32</b>   | <b>\$195,108.32</b>   | <b>\$0.00</b>  |  |
| 3200 SERVICIOS DE ARRENDAMIENTO                                  | \$0.00                 | \$342,894.22                    | \$342,894.22           | \$0.00                | \$342,894.22                                  | \$0.00                | \$0.00                       | \$342,894.22                | \$0.00                | \$0.00                | \$0.00         |  |
| 3270 Arrendamiento de activos intangibles                        | \$0.00                 | \$342,894.22                    | \$342,894.22           | \$0.00                | \$342,894.22                                  | \$0.00                | \$0.00                       | \$342,894.22                | \$0.00                | \$0.00                | \$0.00         |  |
| 3271 Arrendamiento de activos intangibles                        | \$0.00                 | \$342,894.22                    | \$342,894.22           | \$0.00                | \$342,894.22                                  | \$0.00                | \$0.00                       | \$342,894.22                | \$0.00                | \$0.00                | \$0.00         |  |
| <b>3300 SERVICIOS PROFESIONALES, CIENTÍFICOS, TÉCNIC</b>         | <b>\$345,044.00</b>    | <b>\$627,297.19</b>             | <b>\$972,341.19</b>    | <b>\$143,907.32</b>   | <b>\$828,433.87</b>                           | <b>\$143,907.32</b>   | <b>\$0.00</b>                | <b>\$828,433.87</b>         | <b>\$143,907.32</b>   | <b>\$143,907.32</b>   | <b>\$0.00</b>  |  |
| 3310 Servicios legales, de contabilidad, auditoría y relacionado | \$135,000.00           | \$1,600.00                      | \$136,600.00           | \$11,600.00           | \$125,000.00                                  | \$11,600.00           | \$0.00                       | \$125,000.00                | \$11,600.00           | \$11,600.00           | \$0.00         |  |
| 3311 Servicios legales, de contabilidad, auditoría y relacionado | \$135,000.00           | \$1,600.00                      | \$136,600.00           | \$11,600.00           | \$125,000.00                                  | \$11,600.00           | \$0.00                       | \$125,000.00                | \$11,600.00           | \$11,600.00           | \$0.00         |  |
| 3330 Servicios de consultoría administrativa, procesos, técnica  | \$0.00                 | \$338,114.44                    | \$338,114.44           | \$0.00                | \$338,114.44                                  | \$0.00                | \$0.00                       | \$338,114.44                | \$0.00                | \$0.00                | \$0.00         |  |
| 3331 Servicios de consultoría administrativa, procesos, técnica  | \$0.00                 | \$338,114.44                    | \$338,114.44           | \$0.00                | \$338,114.44                                  | \$0.00                | \$0.00                       | \$338,114.44                | \$0.00                | \$0.00                | \$0.00         |  |
| 3340 Servicios de capacitación                                   | \$0.00                 | \$108,692.00                    | \$108,692.00           | \$0.00                | \$108,692.00                                  | \$0.00                | \$0.00                       | \$108,692.00                | \$0.00                | \$0.00                | \$0.00         |  |
| 3341 Servicios de capacitación                                   | \$0.00                 | \$108,692.00                    | \$108,692.00           | \$0.00                | \$108,692.00                                  | \$0.00                | \$0.00                       | \$108,692.00                | \$0.00                | \$0.00                | \$0.00         |  |
| 3390 Servicios profesionales, científicos y técnicos integrales  | \$210,044.00           | \$178,890.75                    | \$388,934.75           | \$132,307.32          | \$256,627.43                                  | \$132,307.32          | \$0.00                       | \$256,627.43                | \$132,307.32          | \$132,307.32          | \$0.00         |  |
| 3391 Servicios profesionales, científicos y técnicos integrales  | \$210,044.00           | \$178,890.75                    | \$388,934.75           | \$132,307.32          | \$256,627.43                                  | \$132,307.32          | \$0.00                       | \$256,627.43                | \$132,307.32          | \$132,307.32          | \$0.00         |  |
| <b>3400 SERVICIOS FINANCIEROS, BANCARIOS Y COMERCIA</b>          | <b>\$500.00</b>        | <b>\$0.00</b>                   | <b>\$500.00</b>        | <b>\$445.44</b>       | <b>\$54.56</b>                                | <b>\$445.44</b>       | <b>\$0.00</b>                | <b>\$54.56</b>              | <b>\$445.44</b>       | <b>\$445.44</b>       | <b>\$0.00</b>  |  |
| 3410 Servicios financieros y bancarios                           | \$500.00               | \$0.00                          | \$500.00               | \$445.44              | \$54.56                                       | \$445.44              | \$0.00                       | \$54.56                     | \$445.44              | \$445.44              | \$0.00         |  |
| 3411 Servicios financieros y bancarios                           | \$500.00               | \$0.00                          | \$500.00               | \$445.44              | \$54.56                                       | \$445.44              | \$0.00                       | \$54.56                     | \$445.44              | \$445.44              | \$0.00         |  |
| <b>3700 SERVICIOS DE TRASLADO Y VIÁTICOS</b>                     | <b>\$161,334.00</b>    | <b>\$0.00</b>                   | <b>\$161,334.00</b>    | <b>\$50,755.56</b>    | <b>\$110,578.44</b>                           | <b>\$50,755.56</b>    | <b>\$0.00</b>                | <b>\$110,578.44</b>         | <b>\$50,755.56</b>    | <b>\$50,755.56</b>    | <b>\$0.00</b>  |  |
| 3710 Pasajes aéreos  | \$72,954.00            | \$0.00                          | \$72,954.00            | \$10,000.00           | \$62,954.00                                   | \$10,000.00           | \$0.00                       | \$62,954.00                 | \$10,000.00           | \$10,000.00           | \$0.00         |  |

44



Usr: supervisor  
Rep: rptEstadoPresupuestoEgresos\_FF

**INSTITUTO TECNOLÓGICO SUPERIOR DE TEPEXI DE RODRÍGUEZ**  
**ESTADO DE PUEBLA**

Estado del Ejercicio del Presupuesto por Fuente de Financiamiento Al 31/ago./2020

Fecha y hora de Impresión | 30/sep./2020 11:42 a. m.

| Fuente de Financiamiento     |   | Aprobado               | Ampliaciones / (Reducciones) | Presupuesto Vigente    | Comprometido           | Presupuesto Disponible para Comprometer | Devengado              | Comprometido No Devengado | Presupuesto Sin Devengar | Ejercido               | Pagado                 | Cuentas por   |
|------------------------------|---|------------------------|------------------------------|------------------------|------------------------|---|------------------------|---------------------------|--------------------------|------------------------|------------------------|---------------|
| Objeto                       | del Gasto   |                        |                              |                        |                        |   |                        |                           |                          |                        |                        | Pagar Deuda   |
| 3712                         | Pasajes Aéreos Internacionales                          | \$72,954.00            | \$0.00                       | \$72,954.00            | \$10,000.00            | \$62,954.00                             | \$10,000.00            | \$0.00                    | \$62,954.00              | \$10,000.00            | \$10,000.00            | \$0.00        |
| 3750                         | Viáticos en el país                                     | \$15,500.00            | \$0.00                       | \$15,500.00            | \$2,077.00             | \$13,423.00                             | \$2,077.00             | \$0.00                    | \$13,423.00              | \$2,077.00             | \$2,077.00             | \$0.00        |
| 3751                         | Viáticos en el país                                     | \$15,500.00            | \$0.00                       | \$15,500.00            | \$2,077.00             | \$13,423.00                             | \$2,077.00             | \$0.00                    | \$13,423.00              | \$2,077.00             | \$2,077.00             | \$0.00        |
| 3760                         | Viáticos en el extranjero                               | \$72,880.00            | \$0.00                       | \$72,880.00            | \$38,678.56            | \$34,201.44                             | \$38,678.56            | \$0.00                    | \$34,201.44              | \$38,678.56            | \$38,678.56            | \$0.00        |
| 3761                         | Viáticos en el extranjero                               | \$72,880.00            | \$0.00                       | \$72,880.00            | \$38,678.56            | \$34,201.44                             | \$38,678.56            | \$0.00                    | \$34,201.44              | \$38,678.56            | \$38,678.56            | \$0.00        |
| <b>3800</b>                  | <b>SERVICIOS OFICIALES</b>                              | <b>\$15,740.00</b>     | <b>\$0.00</b>                | <b>\$15,740.00</b>     | <b>\$0.00</b>          | <b>\$15,740.00</b>                      | <b>\$0.00</b>          | <b>\$0.00</b>             | <b>\$15,740.00</b>       | <b>\$0.00</b>          | <b>\$0.00</b>          | <b>\$0.00</b> |
| 3830                         | Congresos y convenciones                                | \$15,740.00            | \$0.00                       | \$15,740.00            | \$0.00                 | \$15,740.00                             | \$0.00                 | \$0.00                    | \$15,740.00              | \$0.00                 | \$0.00                 | \$0.00        |
| 3831                         | Congresos y convenciones                                | \$15,740.00            | \$0.00                       | \$15,740.00            | \$0.00                 | \$15,740.00                             | \$0.00                 | \$0.00                    | \$15,740.00              | \$0.00                 | \$0.00                 | \$0.00        |
| <b>3900</b>                  | <b>OTROS SERVICIOS GENERALES</b>                        | <b>\$252,115.00</b>    | <b>-\$252,115.00</b>         | <b>\$0.00</b>          | <b>\$0.00</b>          | <b>\$0.00</b>                           | <b>\$0.00</b>          | <b>\$0.00</b>             | <b>\$0.00</b>            | <b>\$0.00</b>          | <b>\$0.00</b>          | <b>\$0.00</b> |
| 3980                         | Impuesto sobre nóminas y otros que se deriven de una re | \$252,115.00           | -\$252,115.00                | \$0.00                 | \$0.00                 | \$0.00                                  | \$0.00                 | \$0.00                    | \$0.00                   | \$0.00                 | \$0.00                 | \$0.00        |
| 3981                         | Impuesto sobre nóminas y otros que se deriven de una re | \$252,115.00           | -\$252,115.00                | \$0.00                 | \$0.00                 | \$0.00                                  | \$0.00                 | \$0.00                    | \$0.00                   | \$0.00                 | \$0.00                 | \$0.00        |
| <b>4000</b>                  | <b>TRANSFERENCIAS, ASIGNACIONES, SUBSIDIO</b>           | <b>\$691,578.00</b>    | <b>-\$284,527.02</b>         | <b>\$407,050.98</b>    | <b>\$60,437.11</b>     | <b>\$346,613.87</b>                     | <b>\$60,437.11</b>     | <b>\$0.00</b>             | <b>\$346,613.87</b>      | <b>\$60,437.11</b>     | <b>\$60,437.11</b>     | <b>\$0.00</b> |
| <b>4400</b>                  | <b>AYUDAS SOCIALES</b>                                  | <b>\$691,578.00</b>    | <b>-\$284,527.02</b>         | <b>\$407,050.98</b>    | <b>\$60,437.11</b>     | <b>\$346,613.87</b>                     | <b>\$60,437.11</b>     | <b>\$0.00</b>             | <b>\$346,613.87</b>      | <b>\$60,437.11</b>     | <b>\$60,437.11</b>     | <b>\$0.00</b> |
| 4440                         | Ayudas sociales a actividades científicas o académicas  | \$691,578.00           | -\$284,527.02                | \$407,050.98           | \$60,437.11            | \$346,613.87                            | \$60,437.11            | \$0.00                    | \$346,613.87             | \$60,437.11            | \$60,437.11            | \$0.00        |
| 4441                         | Ayudas sociales a actividades científicas o académicas  | \$691,578.00           | -\$284,527.02                | \$407,050.98           | \$60,437.11            | \$346,613.87                            | \$60,437.11            | \$0.00                    | \$346,613.87             | \$60,437.11            | \$60,437.11            | \$0.00        |
| <b>5000</b>                  | <b>BIENES MUEBLES, INMUEBLES E INTANGIBLE</b>           | <b>\$87,111.00</b>     | <b>-\$87,111.00</b>          | <b>\$0.00</b>          | <b>\$0.00</b>          | <b>\$0.00</b>                           | <b>\$0.00</b>          | <b>\$0.00</b>             | <b>\$0.00</b>            | <b>\$0.00</b>          | <b>\$0.00</b>          | <b>\$0.00</b> |
| <b>5600</b>                  | <b>MAQUINARIA, OTROS EQUIPOS Y HERRAMIENTAS</b>         | <b>\$87,111.00</b>     | <b>-\$87,111.00</b>          | <b>\$0.00</b>          | <b>\$0.00</b>          | <b>\$0.00</b>                           | <b>\$0.00</b>          | <b>\$0.00</b>             | <b>\$0.00</b>            | <b>\$0.00</b>          | <b>\$0.00</b>          | <b>\$0.00</b> |
| 5690                         | Otros equipos   | \$87,111.00            | -\$87,111.00                 | \$0.00                 | \$0.00                 | \$0.00                                  | \$0.00                 | \$0.00                    | \$0.00                   | \$0.00                 | \$0.00                 | \$0.00        |
| 5691                         | Otros equipos   | \$87,111.00            | -\$87,111.00                 | \$0.00                 | \$0.00                 | \$0.00                                  | \$0.00                 | \$0.00                    | \$0.00                   | \$0.00                 | \$0.00                 | \$0.00        |
| <b>CAPTACION DE DERECHOS</b> |   | <b>\$1,553,422.00</b>  | <b>\$346,438.39</b>          | <b>\$1,899,860.39</b>  | <b>\$255,545.43</b>    | <b>\$1,644,314.96</b>                   | <b>\$255,545.43</b>    | <b>\$0.00</b>             | <b>\$1,644,314.96</b>    | <b>\$255,545.43</b>    | <b>\$255,545.43</b>    | <b>\$0.00</b> |
| <b>Total Final</b>           |   | <b>\$30,439,640.00</b> | <b>\$1,304,071.84</b>        | <b>\$31,743,711.84</b> | <b>\$17,156,879.79</b> | <b>\$14,586,832.05</b>                  | <b>\$17,156,879.79</b> | <b>\$0.00</b>             | <b>\$14,586,832.05</b>   | <b>\$17,156,879.79</b> | <b>\$17,156,879.79</b> | <b>\$0.00</b> |

45



Usu: supervisor  
Rep: rptEstadoPresupuestoEgresos\_FF

# INSTITUTO TECNOLÓGICO SUPERIOR DE TEPEXI DE RODRÍGUEZ ESTADO DE PUEBLA

Estado del Ejercicio del Presupuesto por Fuente de Financiamiento Al 31/ago./2020

Fecha y hora de Impresión | 30/sep./2020  
11:42 a. m.

| Objeto del Gasto | Fuente de Financiamiento | Aprobado | Ampliaciones / (Reducciones) | Presupuesto Vigente | Comprometido | Presupuesto Disponible para Comprometer | Devengado | Comprometido No Devengado | Presupuesto Sin Devengar | Ejercido | Pagado | Cuentas por Pagar Deuda |
|------------------|--------------------------|----------|------------------------------|---------------------|--------------|---|-----------|---------------------------|--------------------------|----------|--------|-------------------------|
|------------------|--------------------------|----------|------------------------------|---------------------|--------------|---|-----------|---------------------------|--------------------------|----------|--------|-------------------------|

\_\_\_\_\_  
LIC. HUGO CARDOSO HERNANDEZ  
DIRECTOR GENERAL

\_\_\_\_\_  
L.C. MISAEI-MARTINEZ CABRERA  
JEFE DEL DEPARTAMENTO DE RECURSOS FINANCIEROS

\_\_\_\_\_  
L.C. GUILLERMINA MARTINEZ CORONA  
SUBDIRECTORA ADMINISTRATIVA

\_\_\_\_\_  
C.D. DULCE MARIA SANCHEZ HERNANDEZ  
JEFA DE DEPARTAMENTO DE PLANEACION, PROGRAMACION  
Y EVALUACION

9hr



Usr: supervisor  
Rep: rptEstadoPresupuestoEgresos

## INSTITUTO TECNOLÓGICO SUPERIOR DE TEPEXI DE RODRÍGUEZ ESTADO DE PUEBLA

Estado del Ejercicio del Presupuesto por Capitulo del Gasto Al 31/ago./2020

Fecha y hora de Impresión | 30/sep./2020  
11:42 a. m.

| Objeto del Gasto   | Aprobado               | Ampliaciones /<br>(Reducciones) | Presupuesto<br>Vigente | Comprometido           | Presupuesto<br>Disponibile para<br>Comprometer | Devengado              | Comprometido<br>No Devengado | Presupuesto<br>Sin Devengar | Ejercido               | Pagado                 | Cuentas por<br>Pagar Deuda |
|--|------------------------|---------------------------------|------------------------|------------------------|--|------------------------|------------------------------|-----------------------------|------------------------|------------------------|----------------------------|
| <b>1000 SERVICIOS PERSONALES</b>                               | <b>\$22,700,343.10</b> | <b>-\$233,916.51</b>            | <b>\$22,466,426.59</b> | <b>\$13,616,254.47</b> | <b>\$8,850,172.12</b>                          | <b>\$13,616,254.47</b> | <b>\$0.00</b>                | <b>\$8,850,172.12</b>       | <b>\$13,616,254.47</b> | <b>\$13,616,254.47</b> | <b>\$0.00</b>              |
| <b>1100 REMUNERACIONES AL PERSONAL DE CARÁCTER PE</b>          | <b>\$13,178,680.50</b> | <b>\$808,401.98</b>             | <b>\$13,987,082.48</b> | <b>\$8,434,812.72</b>  | <b>\$5,552,269.76</b>                          | <b>\$8,434,812.72</b>  | <b>\$0.00</b>                | <b>\$5,552,269.76</b>       | <b>\$8,434,812.72</b>  | <b>\$8,434,812.72</b>  | <b>\$0.00</b>              |
| 1130 Sueldos base al personal permanente                       | \$13,178,680.50        | \$808,401.98                    | \$13,987,082.48        | \$8,434,812.72         | \$5,552,269.76                                 | \$8,434,812.72         | \$0.00                       | \$5,552,269.76              | \$8,434,812.72         | \$8,434,812.72         | \$0.00                     |
| 1132 Sueldo Base al Personal de Confianza                      | \$13,178,680.50        | \$808,401.98                    | \$13,987,082.48        | \$8,434,812.72         | \$5,552,269.76                                 | \$8,434,812.72         | \$0.00                       | \$5,552,269.76              | \$8,434,812.72         | \$8,434,812.72         | \$0.00                     |
| <b>1300 REMUNERACIONES ADICIONALES Y ESPECIALES</b>            | <b>\$3,164,283.71</b>  | <b>-\$641,870.95</b>            | <b>\$2,522,412.76</b>  | <b>\$1,359,708.30</b>  | <b>\$1,162,704.46</b>                          | <b>\$1,359,708.30</b>  | <b>\$0.00</b>                | <b>\$1,162,704.46</b>       | <b>\$1,359,708.30</b>  | <b>\$1,359,708.30</b>  | <b>\$0.00</b>              |
| 1310 Primas por años de servicios efectivos prestados          | \$626,626.00           | -\$440,805.68                   | \$185,820.32           | \$176,956.77           | \$8,863.55                                     | \$176,956.77           | \$0.00                       | \$8,863.55                  | \$176,956.77           | \$176,956.77           | \$0.00                     |
| 1311 Primas por años de servicios efectivos prestados          | \$626,626.00           | -\$440,805.68                   | \$185,820.32           | \$176,956.77           | \$8,863.55                                     | \$176,956.77           | \$0.00                       | \$8,863.55                  | \$176,956.77           | \$176,956.77           | \$0.00                     |
| 1320 Primas de vacaciones, dominical y gratificación de fin de | \$2,537,657.71         | -\$201,065.27                   | \$2,336,592.44         | \$1,182,751.53         | \$1,153,840.91                                 | \$1,182,751.53         | \$0.00                       | \$1,153,840.91              | \$1,182,751.53         | \$1,182,751.53         | \$0.00                     |
| 1321 Primas de vacaciones y Dominical                          | \$951,621.64           | -\$69,149.47                    | \$882,472.17           | \$443,783.67           | \$438,688.50                                   | \$443,783.67           | \$0.00                       | \$438,688.50                | \$443,783.67           | \$443,783.67           | \$0.00                     |
| 1322 Gratificación de fin de año                               | \$1,586,036.07         | -\$131,915.80                   | \$1,454,120.27         | \$738,967.86           | \$715,152.41                                   | \$738,967.86           | \$0.00                       | \$715,152.41                | \$738,967.86           | \$738,967.86           | \$0.00                     |
| <b>1400 SEGURIDAD SOCIAL</b>                                   | <b>\$3,996,810.89</b>  | <b>-\$253,445.58</b>            | <b>\$3,743,365.31</b>  | <b>\$2,352,907.56</b>  | <b>\$1,390,457.75</b>                          | <b>\$2,352,907.56</b>  | <b>\$0.00</b>                | <b>\$1,390,457.75</b>       | <b>\$2,352,907.56</b>  | <b>\$2,352,907.56</b>  | <b>\$0.00</b>              |
| 1410 Aportaciones de seguridad social                          | \$3,711,324.39         | -\$247,700.73                   | \$3,463,623.66         | \$2,184,422.89         | \$1,279,200.77                                 | \$2,184,422.89         | \$0.00                       | \$1,279,200.77              | \$2,184,422.89         | \$2,184,422.89         | \$0.00                     |
| 1411 Aportaciones de seguridad social                          | \$3,711,324.39         | -\$247,700.73                   | \$3,463,623.66         | \$2,184,422.89         | \$1,279,200.77                                 | \$2,184,422.89         | \$0.00                       | \$1,279,200.77              | \$2,184,422.89         | \$2,184,422.89         | \$0.00                     |
| 1430 Aportaciones al sistema para el retiro                    | \$285,486.50           | -\$5,744.85                     | \$279,741.65           | \$168,484.67           | \$111,256.98                                   | \$168,484.67           | \$0.00                       | \$111,256.98                | \$168,484.67           | \$168,484.67           | \$0.00                     |
| 1431 Aportaciones al sistema para el retiro                    | \$285,486.50           | -\$5,744.85                     | \$279,741.65           | \$168,484.67           | \$111,256.98                                   | \$168,484.67           | \$0.00                       | \$111,256.98                | \$168,484.67           | \$168,484.67           | \$0.00                     |
| <b>1500 OTRAS PRESTACIONES SOCIALES Y ECONÓMICAS</b>           | <b>\$1,891,062.00</b>  | <b>\$101,975.85</b>             | <b>\$1,993,037.85</b>  | <b>\$1,468,825.89</b>  | <b>\$524,211.96</b>                            | <b>\$1,468,825.89</b>  | <b>\$0.00</b>                | <b>\$524,211.96</b>         | <b>\$1,468,825.89</b>  | <b>\$1,468,825.89</b>  | <b>\$0.00</b>              |
| 1520 Indemnizaciones   | \$420,000.00           | \$164,637.09                    | \$584,637.09           | \$497,468.51           | \$87,168.58                                    | \$497,468.51           | \$0.00                       | \$87,168.58                 | \$497,468.51           | \$497,468.51           | \$0.00                     |
| 1521 Indemnizaciones   | \$420,000.00           | \$164,637.09                    | \$584,637.09           | \$497,468.51           | \$87,168.58                                    | \$497,468.51           | \$0.00                       | \$87,168.58                 | \$497,468.51           | \$497,468.51           | \$0.00                     |
| 1590 Otras prestaciones sociales y económicas                  | \$1,471,062.00         | -\$62,661.24                    | \$1,408,400.76         | \$971,357.38           | \$437,043.38                                   | \$971,357.38           | \$0.00                       | \$437,043.38                | \$971,357.38           | \$971,357.38           | \$0.00                     |
| 1591 Otras prestaciones sociales y económicas                  | \$1,471,062.00         | -\$62,661.24                    | \$1,408,400.76         | \$971,357.38           | \$437,043.38                                   | \$971,357.38           | \$0.00                       | \$437,043.38                | \$971,357.38           | \$971,357.38           | \$0.00                     |
| <b>1700 PAGO DE ESTÍMULOS A SERVIDORES PÚBLICOS</b>            | <b>\$469,506.00</b>    | <b>-\$248,977.81</b>            | <b>\$220,528.19</b>    | <b>\$0.00</b>          | <b>\$220,528.19</b>                            | <b>\$0.00</b>          | <b>\$0.00</b>                | <b>\$220,528.19</b>         | <b>\$0.00</b>          | <b>\$0.00</b>          | <b>\$0.00</b>              |
| 1710 Estímulos   | \$469,506.00           | -\$248,977.81                   | \$220,528.19           | \$0.00                 | \$220,528.19                                   | \$0.00                 | \$0.00                       | \$220,528.19                | \$0.00                 | \$0.00                 | \$0.00                     |
| 1711 Estímulos   | \$469,506.00           | -\$248,977.81                   | \$220,528.19           | \$0.00                 | \$220,528.19                                   | \$0.00                 | \$0.00                       | \$220,528.19                | \$0.00                 | \$0.00                 | \$0.00                     |
| <b>2000 MATERIALES Y SUMINISTROS</b>                           | <b>\$1,608,174.00</b>  | <b>\$22,029.02</b>              | <b>\$1,630,203.02</b>  | <b>\$1,049,409.25</b>  | <b>\$580,793.77</b>                            | <b>\$1,049,409.25</b>  | <b>\$0.00</b>                | <b>\$580,793.77</b>         | <b>\$1,049,409.25</b>  | <b>\$1,049,409.25</b>  | <b>\$0.00</b>              |
| <b>2100 MATERIALES DE ADMINISTRACIÓN, EMISIÓN DE DOC</b>       | <b>\$528,043.00</b>    | <b>-\$1,176.98</b>              | <b>\$526,866.02</b>    | <b>\$482,307.98</b>    | <b>\$44,558.04</b>                             | <b>\$482,307.98</b>    | <b>\$0.00</b>                | <b>\$44,558.04</b>          | <b>\$482,307.98</b>    | <b>\$482,307.98</b>    | <b>\$0.00</b>              |
| 2110 Materiales, útiles y equipos menores de oficina           | \$203,696.00           | \$1,304.00                      | \$205,000.00           | \$203,750.17           | \$1,249.83                                     | \$203,750.17           | \$0.00                       | \$1,249.83                  | \$203,750.17           | \$203,750.17           | \$0.00                     |
| 2111 Materiales, útiles y equipos menores de oficina           | \$203,696.00           | \$1,304.00                      | \$205,000.00           | \$203,750.17           | \$1,249.83                                     | \$203,750.17           | \$0.00                       | \$1,249.83                  | \$203,750.17           | \$203,750.17           | \$0.00                     |
| 2120 Materiales y útiles de impresión y reproducción           | \$14,983.00            | \$0.00                          | \$14,983.00            | \$0.00                 | \$14,983.00                                    | \$0.00                 | \$0.00                       | \$14,983.00                 | \$0.00                 | \$0.00                 | \$0.00                     |
| 2121 Materiales y útiles de impresión y reproducción           | \$14,983.00            | \$0.00                          | \$14,983.00            | \$0.00                 | \$14,983.00                                    | \$0.00                 | \$0.00                       | \$14,983.00                 | \$0.00                 | \$0.00                 | \$0.00                     |
| 2140 Materiales, útiles y equipos menores de tecnologías de la | \$125,370.00           | \$87.88                         | \$125,457.88           | \$125,457.88           | \$0.00   | \$125,457.88           | \$0.00                       | \$0.00                      | \$125,457.88           | \$125,457.88           | \$0.00                     |
| 2141 Materiales, útiles y equipos menores de tecnologías de la | \$125,370.00           | \$87.88                         | \$125,457.88           | \$125,457.88           | \$0.00   | \$125,457.88           | \$0.00                       | \$0.00                      | \$125,457.88           | \$125,457.88           | \$0.00                     |
| 2150 Material impreso e información digital                    | \$81,402.00            | -\$87.99                        | \$81,314.01            | \$52,988.80            | \$28,325.21                                    | \$52,988.80            | \$0.00                       | \$28,325.21                 | \$52,988.80            | \$52,988.80            | \$0.00                     |
| 2151 Material impreso e información digital                    | \$81,402.00            | -\$87.99                        | \$81,314.01            | \$52,988.80            | \$28,325.21                                    | \$52,988.80            | \$0.00                       | \$28,325.21                 | \$52,988.80            | \$52,988.80            | \$0.00                     |
| 2160 Material de limpieza                                      | \$102,592.00           | -\$2,480.87                     | \$100,111.13           | \$100,111.13           | \$0.00   | \$100,111.13           | \$0.00                       | \$0.00                      | \$100,111.13           | \$100,111.13           | \$0.00                     |
| 2161 Material de limpieza                                      | \$102,592.00           | -\$2,480.87                     | \$100,111.13           | \$100,111.13           | \$0.00   | \$100,111.13           | \$0.00                       | \$0.00                      | \$100,111.13           | \$100,111.13           | \$0.00                     |



Usr: supervisor  
Rep: rptEstadoPresupuestoEgresos

## INSTITUTO TECNOLÓGICO SUPERIOR DE TEPEXI DE RODRÍGUEZ ESTADO DE PUEBLA

Estado del Ejercicio del Presupuesto por Capítulo del Gasto Al 31/ago./2020

Fecha y 30/sep./2020  
hora de Impresión 11:42 a. m.

| Objeto del Gasto   | Aprobado            | Ampliaciones /<br>(Reducciones) | Presupuesto<br>Vigente | Comprometido        | Presupuesto<br>Disponible para<br>Comprometer | Devengado           | Comprometido<br>No Devengado | Presupuesto<br>Sin Devengar | Ejercido            | Pagado              | Cuentas por<br>Pagar Deuda |
|--|---------------------|---------------------------------|------------------------|---------------------|---|---------------------|------------------------------|-----------------------------|---------------------|---------------------|----------------------------|
| <b>2200 ALIMENTOS Y UTENSILIOS</b>                             | <b>\$105,378.00</b> | <b>\$6,560.00</b>               | <b>\$111,938.00</b>    | <b>\$103,842.45</b> | <b>\$8,095.55</b>                             | <b>\$103,842.45</b> | <b>\$0.00</b>                | <b>\$8,095.55</b>           | <b>\$103,842.45</b> | <b>\$103,842.45</b> | <b>\$0.00</b>              |
| 2210 Productos alimenticios para personas                      | \$93,301.00         | \$0.00                          | \$93,301.00            | \$89,074.45         | \$4,226.55                                    | \$89,074.45         | \$0.00                       | \$4,226.55                  | \$89,074.45         | \$89,074.45         | \$0.00                     |
| 2211 Productos alimenticios para personas                      | \$93,301.00         | \$0.00                          | \$93,301.00            | \$89,074.45         | \$4,226.55                                    | \$89,074.45         | \$0.00                       | \$4,226.55                  | \$89,074.45         | \$89,074.45         | \$0.00                     |
| 2220 Productos alimenticios para animales                      | \$10,000.00         | \$2,840.00                      | \$12,840.00            | \$10,519.00         | \$2,321.00                                    | \$10,519.00         | \$0.00                       | \$2,321.00                  | \$10,519.00         | \$10,519.00         | \$0.00                     |
| 2221 Productos alimenticios para animales                      | \$10,000.00         | \$2,840.00                      | \$12,840.00            | \$10,519.00         | \$2,321.00                                    | \$10,519.00         | \$0.00                       | \$2,321.00                  | \$10,519.00         | \$10,519.00         | \$0.00                     |
| 2230 Utensilios para el servicio de alimentación               | \$2,077.00          | \$3,720.00                      | \$5,797.00             | \$4,249.00          | \$1,548.00                                    | \$4,249.00          | \$0.00                       | \$1,548.00                  | \$4,249.00          | \$4,249.00          | \$0.00                     |
| 2231 Utensilios para el servicio de alimentación               | \$2,077.00          | \$3,720.00                      | \$5,797.00             | \$4,249.00          | \$1,548.00                                    | \$4,249.00          | \$0.00                       | \$1,548.00                  | \$4,249.00          | \$4,249.00          | \$0.00                     |
| <b>2300 MATERIAS PRIMAS Y MATERIALES DE PRODUCCIÓN</b>         | <b>\$2,586.00</b>   | <b>\$0.00</b>                   | <b>\$2,586.00</b>      | <b>\$0.00</b>       | <b>\$2,586.00</b>                             | <b>\$0.00</b>       | <b>\$0.00</b>                | <b>\$2,586.00</b>           | <b>\$0.00</b>       | <b>\$0.00</b>       | <b>\$0.00</b>              |
| 2350 Productos químicos, farmacéuticos y de laboratorio adqui  | \$2,586.00          | \$0.00                          | \$2,586.00             | \$0.00              | \$2,586.00                                    | \$0.00              | \$0.00                       | \$2,586.00                  | \$0.00              | \$0.00              | \$0.00                     |
| 2351 Productos químicos, farmacéuticos y de laboratorio adqui  | \$2,586.00          | \$0.00                          | \$2,586.00             | \$0.00              | \$2,586.00                                    | \$0.00              | \$0.00                       | \$2,586.00                  | \$0.00              | \$0.00              | \$0.00                     |
| <b>2400 MATERIALES Y ARTICULOS DE CONSTRUCCIÓN Y DE</b>        | <b>\$257,386.00</b> | <b>\$16,646.00</b>              | <b>\$274,032.00</b>    | <b>\$37,671.24</b>  | <b>\$236,360.76</b>                           | <b>\$37,671.24</b>  | <b>\$0.00</b>                | <b>\$236,360.76</b>         | <b>\$37,671.24</b>  | <b>\$37,671.24</b>  | <b>\$0.00</b>              |
| 2410 Productos minerales no metálicos                          | \$28,488.00         | \$0.00                          | \$28,488.00            | \$0.00              | \$28,488.00                                   | \$0.00              | \$0.00                       | \$28,488.00                 | \$0.00              | \$0.00              | \$0.00                     |
| 2411 Productos minerales no metálicos                          | \$28,488.00         | \$0.00                          | \$28,488.00            | \$0.00              | \$28,488.00                                   | \$0.00              | \$0.00                       | \$28,488.00                 | \$0.00              | \$0.00              | \$0.00                     |
| 2420 Cemento y productos de concreto                           | \$37,124.00         | \$0.00                          | \$37,124.00            | \$3,747.24          | \$33,376.76                                   | \$3,747.24          | \$0.00                       | \$33,376.76                 | \$3,747.24          | \$3,747.24          | \$0.00                     |
| 2421 Cemento y productos de concreto                           | \$37,124.00         | \$0.00                          | \$37,124.00            | \$3,747.24          | \$33,376.76                                   | \$3,747.24          | \$0.00                       | \$33,376.76                 | \$3,747.24          | \$3,747.24          | \$0.00                     |
| 2430 Cal, yeso y productos de yeso                             | \$26,811.00         | \$0.00                          | \$26,811.00            | \$0.00              | \$26,811.00                                   | \$0.00              | \$0.00                       | \$26,811.00                 | \$0.00              | \$0.00              | \$0.00                     |
| 2431 Cal, yeso y productos de yeso                             | \$26,811.00         | \$0.00                          | \$26,811.00            | \$0.00              | \$26,811.00                                   | \$0.00              | \$0.00                       | \$26,811.00                 | \$0.00              | \$0.00              | \$0.00                     |
| 2450 Vidrio y productos de vidrio                              | \$32,376.00         | \$0.00                          | \$32,376.00            | \$580.00            | \$31,796.00                                   | \$580.00            | \$0.00                       | \$31,796.00                 | \$580.00            | \$580.00            | \$0.00                     |
| 2451 Vidrio y productos de vidrio                              | \$32,376.00         | \$0.00                          | \$32,376.00            | \$580.00            | \$31,796.00                                   | \$580.00            | \$0.00                       | \$31,796.00                 | \$580.00            | \$580.00            | \$0.00                     |
| 2460 Material eléctrico y electrónico                          | \$52,964.00         | \$0.00                          | \$52,964.00            | \$9,903.14          | \$43,060.86                                   | \$9,903.14          | \$0.00                       | \$43,060.86                 | \$9,903.14          | \$9,903.14          | \$0.00                     |
| 2461 Material eléctrico y electrónico                          | \$52,964.00         | \$0.00                          | \$52,964.00            | \$9,903.14          | \$43,060.86                                   | \$9,903.14          | \$0.00                       | \$43,060.86                 | \$9,903.14          | \$9,903.14          | \$0.00                     |
| 2470 Artículos metálicos para la construcción                  | \$42,619.00         | \$0.00                          | \$42,619.00            | \$1,906.01          | \$40,712.99                                   | \$1,906.01          | \$0.00                       | \$40,712.99                 | \$1,906.01          | \$1,906.01          | \$0.00                     |
| 2471 Artículos metálicos para la construcción                  | \$42,619.00         | \$0.00                          | \$42,619.00            | \$1,906.01          | \$40,712.99                                   | \$1,906.01          | \$0.00                       | \$40,712.99                 | \$1,906.01          | \$1,906.01          | \$0.00                     |
| 2490 Otros materiales y artículos de construcción y reparación | \$37,004.00         | \$16,646.00                     | \$53,650.00            | \$21,534.85         | \$32,115.15                                   | \$21,534.85         | \$0.00                       | \$32,115.15                 | \$21,534.85         | \$21,534.85         | \$0.00                     |
| 2491 Otros materiales y artículos de construcción y reparación | \$37,004.00         | \$16,646.00                     | \$53,650.00            | \$21,534.85         | \$32,115.15                                   | \$21,534.85         | \$0.00                       | \$32,115.15                 | \$21,534.85         | \$21,534.85         | \$0.00                     |
| <b>2500 PRODUCTOS QUÍMICOS, FARMACÉUTICOS Y DE LAB</b>         | <b>\$1,900.00</b>   | <b>\$21,808.00</b>              | <b>\$23,708.00</b>     | <b>\$21,808.00</b>  | <b>\$1,900.00</b>                             | <b>\$21,808.00</b>  | <b>\$0.00</b>                | <b>\$1,900.00</b>           | <b>\$21,808.00</b>  | <b>\$21,808.00</b>  | <b>\$0.00</b>              |
| 2540 Materiales, accesorios y suministros médicos              | \$0.00              | \$21,808.00                     | \$21,808.00            | \$21,808.00         | \$0.00  | \$21,808.00         | \$0.00                       | \$0.00                      | \$21,808.00         | \$21,808.00         | \$0.00                     |
| 2541 Materiales, accesorios y suministros médicos              | \$0.00              | \$21,808.00                     | \$21,808.00            | \$21,808.00         | \$0.00  | \$21,808.00         | \$0.00                       | \$0.00                      | \$21,808.00         | \$21,808.00         | \$0.00                     |
| 2560 Fibras sintéticas, hules, plásticos y derivados           | \$1,900.00          | \$0.00                          | \$1,900.00             | \$0.00              | \$1,900.00                                    | \$0.00              | \$0.00                       | \$1,900.00                  | \$0.00              | \$0.00              | \$0.00                     |
| 2561 Fibras sintéticas, hules, plásticos y derivados           | \$1,900.00          | \$0.00                          | \$1,900.00             | \$0.00              | \$1,900.00                                    | \$0.00              | \$0.00                       | \$1,900.00                  | \$0.00              | \$0.00              | \$0.00                     |
| <b>2600 COMBUSTIBLES, LUBRICANTES Y ADITIVOS</b>               | <b>\$427,124.00</b> | <b>-\$21,808.00</b>             | <b>\$405,316.00</b>    | <b>\$221,554.12</b> | <b>\$183,761.88</b>                           | <b>\$221,554.12</b> | <b>\$0.00</b>                | <b>\$183,761.88</b>         | <b>\$221,554.12</b> | <b>\$221,554.12</b> | <b>\$0.00</b>              |
| 2610 Combustibles, lubricantes y aditivos                      | \$427,124.00        | -\$21,808.00                    | \$405,316.00           | \$221,554.12        | \$183,761.88                                  | \$221,554.12        | \$0.00                       | \$183,761.88                | \$221,554.12        | \$221,554.12        | \$0.00                     |
| 2611 Combustibles  | \$420,000.00        | -\$21,808.00                    | \$398,192.00           | \$218,625.59        | \$179,566.41                                  | \$218,625.59        | \$0.00                       | \$179,566.41                | \$218,625.59        | \$218,625.59        | \$0.00                     |
| 2612 Lubricantes y Aditivos                                    | \$7,124.00          | \$0.00                          | \$7,124.00             | \$2,928.53          | \$4,195.47                                    | \$2,928.53          | \$0.00                       | \$4,195.47                  | \$2,928.53          | \$2,928.53          | \$0.00                     |
| <b>2700 VESTUARIO, BLANCOS, PRENDAS DE PROTECCIÓN</b>          | <b>\$100,653.00</b> | <b>\$0.00</b>                   | <b>\$100,653.00</b>    | <b>\$53,250.77</b>  | <b>\$47,402.23</b>                            | <b>\$53,250.77</b>  | <b>\$0.00</b>                | <b>\$47,402.23</b>          | <b>\$53,250.77</b>  | <b>\$53,250.77</b>  | <b>\$0.00</b>              |





Usr: supervisor  
Rep: rptEstadoPresupuestoEgresos

## INSTITUTO TECNOLÓGICO SUPERIOR DE TEPEXI DE RODRÍGUEZ ESTADO DE PUEBLA

Estado del Ejercicio del Presupuesto por Capítulo del Gasto Al 31/ago./2020

Fecha y hora de Impresión | 30/sep./2020  
11:42 a. m.

| Objeto del Gasto | Aprobado  | Ampliaciones /<br>(Reducciones) | Presupuesto<br>Vigente | Comprometido          | Presupuesto<br>Disponible para<br>Comprometer | Devengado             | Comprometido<br>No Devengado | Presupuesto<br>Sin Devengar | Ejercido              | Pagado                | Cuentas por<br>Pagar Deuda |               |
|------------------|---|---------------------------------|------------------------|-----------------------|---|-----------------------|------------------------------|-----------------------------|-----------------------|-----------------------|----------------------------|---------------|
| 2710             | Vestuario y uniformes                                     | \$33,455.00                     | \$15,503.77            | \$48,958.77           | \$48,958.77                                   | \$0.00                | \$48,958.77                  | \$0.00                      | \$48,958.77           | \$48,958.77           | \$0.00                     |               |
| 2711             | Vestuario y uniformes                                     | \$33,455.00                     | \$15,503.77            | \$48,958.77           | \$48,958.77                                   | \$0.00                | \$48,958.77                  | \$0.00                      | \$48,958.77           | \$48,958.77           | \$0.00                     |               |
| 2720             | Prendas de seguridad y protección personal                | \$44,952.00                     | -\$15,503.77           | \$29,448.23           | \$0.00  | \$29,448.23           | \$0.00                       | \$29,448.23                 | \$0.00                | \$0.00                | \$0.00                     |               |
| 2721             | Prendas de seguridad y protección personal                | \$44,952.00                     | -\$15,503.77           | \$29,448.23           | \$0.00  | \$29,448.23           | \$0.00                       | \$29,448.23                 | \$0.00                | \$0.00                | \$0.00                     |               |
| 2730             | Artículos deportivos                                      | \$18,540.00                     | \$0.00                 | \$18,540.00           | \$4,292.00                                    | \$14,248.00           | \$4,292.00                   | \$0.00                      | \$14,248.00           | \$4,292.00            | \$4,292.00                 |               |
| 2731             | Artículos deportivos                                      | \$18,540.00                     | \$0.00                 | \$18,540.00           | \$4,292.00                                    | \$14,248.00           | \$4,292.00                   | \$0.00                      | \$14,248.00           | \$4,292.00            | \$4,292.00                 |               |
| 2740             | Productos textiles  | \$3,706.00                      | \$0.00                 | \$3,706.00            | \$0.00  | \$3,706.00            | \$0.00                       | \$0.00                      | \$3,706.00            | \$0.00                | \$0.00                     |               |
| 2741             | Productos textiles  | \$3,706.00                      | \$0.00                 | \$3,706.00            | \$0.00  | \$3,706.00            | \$0.00                       | \$0.00                      | \$3,706.00            | \$0.00                | \$0.00                     |               |
| <b>2900</b>      | <b>HERRAMIENTAS, REFACCIONES Y ACCESORIOS MEN</b>         | <b>\$185,104.00</b>             | <b>\$0.00</b>          | <b>\$185,104.00</b>   | <b>\$128,974.69</b>                           | <b>\$56,129.31</b>    | <b>\$128,974.69</b>          | <b>\$0.00</b>               | <b>\$56,129.31</b>    | <b>\$128,974.69</b>   | <b>\$128,974.69</b>        | <b>\$0.00</b> |
| 2910             | Herramientas menores                                      | \$8,280.00                      | \$0.00                 | \$8,280.00            | \$6,579.93                                    | \$1,700.07            | \$6,579.93                   | \$0.00                      | \$1,700.07            | \$6,579.93            | \$6,579.93                 |               |
| 2911             | Herramientas menores                                      | \$8,280.00                      | \$0.00                 | \$8,280.00            | \$6,579.93                                    | \$1,700.07            | \$6,579.93                   | \$0.00                      | \$1,700.07            | \$6,579.93            | \$6,579.93                 |               |
| 2920             | Refacciones y accesorios menores de edificios             | \$5,328.00                      | \$0.00                 | \$5,328.00            | \$4,410.22                                    | \$917.78              | \$4,410.22                   | \$0.00                      | \$917.78              | \$4,410.22            | \$4,410.22                 |               |
| 2921             | Refacciones y accesorios menores de edificios             | \$5,328.00                      | \$0.00                 | \$5,328.00            | \$4,410.22                                    | \$917.78              | \$4,410.22                   | \$0.00                      | \$917.78              | \$4,410.22            | \$4,410.22                 |               |
| 2940             | Refacciones y accesorios menores de equipo de cómputo     | \$97,756.00                     | \$0.00                 | \$97,756.00           | \$47,349.69                                   | \$50,406.31           | \$47,349.69                  | \$0.00                      | \$50,406.31           | \$47,349.69           | \$47,349.69                |               |
| 2941             | Refacciones y accesorios menores de equipo de cómputo     | \$97,756.00                     | \$0.00                 | \$97,756.00           | \$47,349.69                                   | \$50,406.31           | \$47,349.69                  | \$0.00                      | \$50,406.31           | \$47,349.69           | \$47,349.69                |               |
| 2960             | Refacciones y accesorios menores de equipo de transpor    | \$72,084.00                     | \$0.00                 | \$72,084.00           | \$70,634.85                                   | \$1,449.15            | \$70,634.85                  | \$0.00                      | \$1,449.15            | \$70,634.85           | \$70,634.85                |               |
| 2961             | Refacciones y accesorios menores de equipo de transpor    | \$72,084.00                     | \$0.00                 | \$72,084.00           | \$70,634.85                                   | \$1,449.15            | \$70,634.85                  | \$0.00                      | \$1,449.15            | \$70,634.85           | \$70,634.85                |               |
| 2980             | Refacciones y accesorios menores de maquinaria y otros    | \$1,656.00                      | \$0.00                 | \$1,656.00            | \$0.00  | \$1,656.00            | \$0.00                       | \$0.00                      | \$1,656.00            | \$0.00                | \$0.00                     |               |
| 2981             | Refacciones y accesorios menores de maquinaria y otros    | \$1,656.00                      | \$0.00                 | \$1,656.00            | \$0.00  | \$1,656.00            | \$0.00                       | \$0.00                      | \$1,656.00            | \$0.00                | \$0.00                     |               |
| <b>3000</b>      | <b>SERVICIOS GENERALES</b>                                | <b>\$5,327,433.90</b>           | <b>\$777,001.82</b>    | <b>\$6,104,435.72</b> | <b>\$2,142,046.96</b>                         | <b>\$3,962,388.76</b> | <b>\$2,142,046.96</b>        | <b>\$0.00</b>               | <b>\$3,962,388.76</b> | <b>\$2,142,046.96</b> | <b>\$2,142,046.96</b>      | <b>\$0.00</b> |
| <b>3100</b>      | <b>SERVICIOS BÁSICOS</b>                                  | <b>\$350,155.00</b>             | <b>\$234,447.00</b>    | <b>\$584,602.00</b>   | <b>\$139,981.49</b>                           | <b>\$444,620.51</b>   | <b>\$139,981.49</b>          | <b>\$0.00</b>               | <b>\$444,620.51</b>   | <b>\$139,981.49</b>   | <b>\$139,981.49</b>        | <b>\$0.00</b> |
| 3110             | Energía eléctrica   | \$201,600.00                    | \$0.00                 | \$201,600.00          | \$76,208.00                                   | \$125,392.00          | \$76,208.00                  | \$0.00                      | \$125,392.00          | \$76,208.00           | \$76,208.00                |               |
| 3111             | Energía eléctrica   | \$201,600.00                    | \$0.00                 | \$201,600.00          | \$76,208.00                                   | \$125,392.00          | \$76,208.00                  | \$0.00                      | \$125,392.00          | \$76,208.00           | \$76,208.00                |               |
| 3130             | Agua  | \$12,300.00                     | \$0.00                 | \$12,300.00           | \$9,942.00                                    | \$2,358.00            | \$9,942.00                   | \$0.00                      | \$2,358.00            | \$9,942.00            | \$9,942.00                 |               |
| 3131             | Agua  | \$12,300.00                     | \$0.00                 | \$12,300.00           | \$9,942.00                                    | \$2,358.00            | \$9,942.00                   | \$0.00                      | \$2,358.00            | \$9,942.00            | \$9,942.00                 |               |
| 3140             | Telefonía tradicional                                     | \$92,000.00                     | \$0.00                 | \$92,000.00           | \$52,549.49                                   | \$39,450.51           | \$52,549.49                  | \$0.00                      | \$39,450.51           | \$52,549.49           | \$52,549.49                |               |
| 3141             | Telefonía tradicional                                     | \$92,000.00                     | \$0.00                 | \$92,000.00           | \$52,549.49                                   | \$39,450.51           | \$52,549.49                  | \$0.00                      | \$39,450.51           | \$52,549.49           | \$52,549.49                |               |
| 3150             | Telefonía celular   | \$8,400.00                      | \$0.00                 | \$8,400.00            | \$0.00  | \$8,400.00            | \$0.00                       | \$0.00                      | \$8,400.00            | \$0.00                | \$0.00                     |               |
| 3151             | Telefonía celular   | \$8,400.00                      | \$0.00                 | \$8,400.00            | \$0.00  | \$8,400.00            | \$0.00                       | \$0.00                      | \$8,400.00            | \$0.00                | \$0.00                     |               |
| 3170             | Servicios de acceso de Internet, redes y procesamiento d  | \$35,500.00                     | \$233,856.00           | \$269,356.00          | \$1,282.00                                    | \$268,074.00          | \$1,282.00                   | \$0.00                      | \$268,074.00          | \$1,282.00            | \$1,282.00                 |               |
| 3171             | Servicios de acceso de Internet, redes y procesamiento d  | \$35,500.00                     | \$233,856.00           | \$269,356.00          | \$1,282.00                                    | \$268,074.00          | \$1,282.00                   | \$0.00                      | \$268,074.00          | \$1,282.00            | \$1,282.00                 |               |
| 3180             | Servicios postales y telegráficos                         | \$355.00                        | \$591.00               | \$946.00              | \$0.00  | \$946.00              | \$0.00                       | \$0.00                      | \$946.00              | \$0.00                | \$0.00                     |               |
| 3181             | Servicios postales y telegráficos                         | \$355.00                        | \$591.00               | \$946.00              | \$0.00  | \$946.00              | \$0.00                       | \$0.00                      | \$946.00              | \$0.00                | \$0.00                     |               |
| <b>3200</b>      | <b>SERVICIOS DE ARRENDAMIENTO</b>                         | <b>\$1,039,634.00</b>           | <b>-\$142,404.79</b>   | <b>\$897,229.21</b>   | <b>\$257,317.20</b>                           | <b>\$639,912.01</b>   | <b>\$257,317.20</b>          | <b>\$0.00</b>               | <b>\$639,912.01</b>   | <b>\$257,317.20</b>   | <b>\$257,317.20</b>        | <b>\$0.00</b> |
| 3230             | Arrendamiento de mobiliario y equipo de administración, t | \$591.00                        | -\$591.00              | \$0.00                | \$0.00  | \$0.00                | \$0.00                       | \$0.00                      | \$0.00                | \$0.00                | \$0.00                     |               |

64



Usr: supervisor  
Rep: rptEstadoPresupuestoEgresos

## INSTITUTO TECNOLÓGICO SUPERIOR DE TEPEXI DE RODRÍGUEZ ESTADO DE PUEBLA

Estado del Ejercicio del Presupuesto por Capítulo del Gasto Al 31/ago./2020

Fecha y 30/sep./2020  
hora de Impresión 11:42 a. m.

| Objeto del Gasto   | Aprobado            | Ampliaciones /<br>(Reducciones) | Presupuesto<br>Vigente | Comprometido        | Presupuesto<br>Disponible para<br>Comprometer | Devengado           | Comprometido<br>No Devengado | Presupuesto<br>Sin Devengar | Ejercido            | Pagado              | Cuentas por<br>Pagar Deuda |
|--|---------------------|---------------------------------|------------------------|---------------------|---|---------------------|------------------------------|-----------------------------|---------------------|---------------------|----------------------------|
| 3231 Arrendamiento de mobiliario y equipo de administración, (   | \$591.00            | -\$591.00                       | \$0.00                 | \$0.00              | \$0.00  | \$0.00              | \$0.00                       | \$0.00                      | \$0.00              | \$0.00              | \$0.00                     |
| 3270 Arrendamiento de activos intangibles                        | \$1,003,543.00      | -\$141,813.79                   | \$861,729.21           | \$255,699.00        | \$606,030.21                                  | \$255,699.00        | \$0.00                       | \$606,030.21                | \$255,699.00        | \$255,699.00        | \$0.00                     |
| 3271 Arrendamiento de activos intangibles                        | \$1,003,543.00      | -\$141,813.79                   | \$861,729.21           | \$255,699.00        | \$606,030.21                                  | \$255,699.00        | \$0.00                       | \$606,030.21                | \$255,699.00        | \$255,699.00        | \$0.00                     |
| 3290 Otros arrendamientos  | \$35,500.00         | \$0.00                          | \$35,500.00            | \$1,618.20          | \$33,881.80                                   | \$1,618.20          | \$0.00                       | \$33,881.80                 | \$1,618.20          | \$1,618.20          | \$0.00                     |
| 3291 Otros arrendamientos  | \$35,500.00         | \$0.00                          | \$35,500.00            | \$1,618.20          | \$33,881.80                                   | \$1,618.20          | \$0.00                       | \$33,881.80                 | \$1,618.20          | \$1,618.20          | \$0.00                     |
| <b>3300 SERVICIOS PROFESIONALES, CIENTÍFICOS, TÉCNIC</b>         | <b>\$961,031.16</b> | <b>\$868,624.61</b>             | <b>\$1,829,655.77</b>  | <b>\$662,412.25</b> | <b>\$1,167,243.52</b>                         | <b>\$662,412.25</b> | <b>\$0.00</b>                | <b>\$1,167,243.52</b>       | <b>\$662,412.25</b> | <b>\$662,412.25</b> | <b>\$0.00</b>              |
| 3310 Servicios legales, de contabilidad, auditoría y relacionado | \$320,000.00        | \$4,240.00                      | \$324,240.00           | \$78,013.21         | \$246,226.79                                  | \$78,013.21         | \$0.00                       | \$246,226.79                | \$78,013.21         | \$78,013.21         | \$0.00                     |
| 3311 Servicios legales, de contabilidad, auditoría y relacionado | \$320,000.00        | \$4,240.00                      | \$324,240.00           | \$78,013.21         | \$246,226.79                                  | \$78,013.21         | \$0.00                       | \$246,226.79                | \$78,013.21         | \$78,013.21         | \$0.00                     |
| 3320 Servicios de diseño, arquitectura, ingeniería y actividades | \$0.00              | \$60,000.00                     | \$60,000.00            | \$60,000.00         | \$0.00  | \$60,000.00         | \$0.00                       | \$0.00                      | \$60,000.00         | \$60,000.00         | \$0.00                     |
| 3321 Servicios de diseño, arquitectura, ingeniería y actividades | \$0.00              | \$60,000.00                     | \$60,000.00            | \$60,000.00         | \$0.00  | \$60,000.00         | \$0.00                       | \$0.00                      | \$60,000.00         | \$60,000.00         | \$0.00                     |
| 3330 Servicios de consultoría administrativa, procesos, técnica  | \$7,000.00          | \$462,194.44                    | \$469,194.44           | \$131,080.00        | \$338,114.44                                  | \$131,080.00        | \$0.00                       | \$338,114.44                | \$131,080.00        | \$131,080.00        | \$0.00                     |
| 3331 Servicios de consultoría administrativa, procesos, técnica  | \$7,000.00          | \$462,194.44                    | \$469,194.44           | \$131,080.00        | \$338,114.44                                  | \$131,080.00        | \$0.00                       | \$338,114.44                | \$131,080.00        | \$131,080.00        | \$0.00                     |
| 3340 Servicios de capacitación                                   | \$169,606.16        | \$155,293.84                    | \$324,900.00           | \$121,520.78        | \$203,379.22                                  | \$121,520.78        | \$0.00                       | \$203,379.22                | \$121,520.78        | \$121,520.78        | \$0.00                     |
| 3341 Servicios de capacitación                                   | \$169,606.16        | \$155,293.84                    | \$324,900.00           | \$121,520.78        | \$203,379.22                                  | \$121,520.78        | \$0.00                       | \$203,379.22                | \$121,520.78        | \$121,520.78        | \$0.00                     |
| 3350 Servicios de investigación científica y desarrollo          | \$31,354.00         | \$0.00                          | \$31,354.00            | \$4,524.00          | \$26,830.00                                   | \$4,524.00          | \$0.00                       | \$26,830.00                 | \$4,524.00          | \$4,524.00          | \$0.00                     |
| 3351 Servicios de investigación científica y desarrollo          | \$31,354.00         | \$0.00                          | \$31,354.00            | \$4,524.00          | \$26,830.00                                   | \$4,524.00          | \$0.00                       | \$26,830.00                 | \$4,524.00          | \$4,524.00          | \$0.00                     |
| 3360 Servicios de apoyo administrativo, fotocopiado e impresió   | \$12,983.00         | \$0.00                          | \$12,983.00            | \$3,755.00          | \$9,228.00                                    | \$3,755.00          | \$0.00                       | \$9,228.00                  | \$3,755.00          | \$3,755.00          | \$0.00                     |
| 3361 Servicios de apoyo administrativo, fotocopiado e impresió   | \$12,983.00         | \$0.00                          | \$12,983.00            | \$3,755.00          | \$9,228.00                                    | \$3,755.00          | \$0.00                       | \$9,228.00                  | \$3,755.00          | \$3,755.00          | \$0.00                     |
| 3390 Servicios profesionales, científicos y técnicos integrales  | \$420,088.00        | \$186,896.33                    | \$606,984.33           | \$263,519.26        | \$343,465.07                                  | \$263,519.26        | \$0.00                       | \$343,465.07                | \$263,519.26        | \$263,519.26        | \$0.00                     |
| 3391 Servicios profesionales, científicos y técnicos integrales  | \$420,088.00        | \$186,896.33                    | \$606,984.33           | \$263,519.26        | \$343,465.07                                  | \$263,519.26        | \$0.00                       | \$343,465.07                | \$263,519.26        | \$263,519.26        | \$0.00                     |
| <b>3400 SERVICIOS FINANCIEROS, BANCARIOS Y COMERCIA</b>          | <b>\$216,008.22</b> | <b>\$62,576.88</b>              | <b>\$278,585.10</b>    | <b>\$197,724.83</b> | <b>\$80,860.27</b>                            | <b>\$197,724.83</b> | <b>\$0.00</b>                | <b>\$80,860.27</b>          | <b>\$197,724.83</b> | <b>\$197,724.83</b> | <b>\$0.00</b>              |
| 3410 Servicios financieros y bancarios                           | \$11,008.22         | \$2,576.88                      | \$13,585.10            | \$11,740.88         | \$1,844.22                                    | \$11,740.88         | \$0.00                       | \$1,844.22                  | \$11,740.88         | \$11,740.88         | \$0.00                     |
| 3411 Servicios financieros y bancarios                           | \$11,008.22         | \$2,576.88                      | \$13,585.10            | \$11,740.88         | \$1,844.22                                    | \$11,740.88         | \$0.00                       | \$1,844.22                  | \$11,740.88         | \$11,740.88         | \$0.00                     |
| 3450 Seguro de bienes patrimoniales                              | \$205,000.00        | \$60,000.00                     | \$265,000.00           | \$185,983.95        | \$79,016.05                                   | \$185,983.95        | \$0.00                       | \$79,016.05                 | \$185,983.95        | \$185,983.95        | \$0.00                     |
| 3451 Seguro de bienes patrimoniales                              | \$205,000.00        | \$60,000.00                     | \$265,000.00           | \$185,983.95        | \$79,016.05                                   | \$185,983.95        | \$0.00                       | \$79,016.05                 | \$185,983.95        | \$185,983.95        | \$0.00                     |
| <b>3500 SERVICIOS DE INSTALACIÓN, REPARACIÓN, MANTE</b>          | <b>\$138,613.00</b> | <b>\$211,273.34</b>             | <b>\$349,886.34</b>    | <b>\$315,964.94</b> | <b>\$33,921.40</b>                            | <b>\$315,964.94</b> | <b>\$0.00</b>                | <b>\$33,921.40</b>          | <b>\$315,964.94</b> | <b>\$315,964.94</b> | <b>\$0.00</b>              |
| 3510 Conservación y mantenimiento menor de inmuebles             | \$4,732.00          | \$53,650.00                     | \$58,382.00            | \$53,650.00         | \$4,732.00                                    | \$53,650.00         | \$0.00                       | \$4,732.00                  | \$53,650.00         | \$53,650.00         | \$0.00                     |
| 3511 Conservación y mantenimiento menor de inmuebles             | \$4,732.00          | \$53,650.00                     | \$58,382.00            | \$53,650.00         | \$4,732.00                                    | \$53,650.00         | \$0.00                       | \$4,732.00                  | \$53,650.00         | \$53,650.00         | \$0.00                     |
| 3520 Instalación, reparación y mantenimiento de mobiliario y e   | \$11,600.00         | \$0.00                          | \$11,600.00            | \$11,600.00         | \$0.00  | \$11,600.00         | \$0.00                       | \$0.00                      | \$11,600.00         | \$11,600.00         | \$0.00                     |
| 3521 Instalación, reparación y mantenimiento de mobiliario y e   | \$11,600.00         | \$0.00                          | \$11,600.00            | \$11,600.00         | \$0.00  | \$11,600.00         | \$0.00                       | \$0.00                      | \$11,600.00         | \$11,600.00         | \$0.00                     |
| 3530 Instalación, reparación y mantenimiento de equipo de có     | \$15,000.00         | \$0.00                          | \$15,000.00            | \$5,800.00          | \$9,200.00                                    | \$5,800.00          | \$0.00                       | \$9,200.00                  | \$5,800.00          | \$5,800.00          | \$0.00                     |
| 3531 Instalación, reparación y mantenimiento de equipo de có     | \$15,000.00         | \$0.00                          | \$15,000.00            | \$5,800.00          | \$9,200.00                                    | \$5,800.00          | \$0.00                       | \$9,200.00                  | \$5,800.00          | \$5,800.00          | \$0.00                     |
| 3540 Instalación, reparación y mantenimiento de equipo e instr   | \$5,676.00          | \$0.00                          | \$5,676.00             | \$0.00              | \$5,676.00                                    | \$0.00              | \$0.00                       | \$5,676.00                  | \$0.00              | \$0.00              | \$0.00                     |
| 3541 Instalación, reparación y mantenimiento de equipo e instr   | \$5,676.00          | \$0.00                          | \$5,676.00             | \$0.00              | \$5,676.00                                    | \$0.00              | \$0.00                       | \$5,676.00                  | \$0.00              | \$0.00              | \$0.00                     |
| 3550 Reparación y mantenimiento de equipo de transporte          | \$61,832.00         | \$53,597.20                     | \$115,429.20           | \$105,713.90        | \$9,715.30                                    | \$105,713.90        | \$0.00                       | \$9,715.30                  | \$105,713.90        | \$105,713.90        | \$0.00                     |

50



Usr: supervisor  
Rep: rptEstadoPresupuestoEgresos

## INSTITUTO TECNOLÓGICO SUPERIOR DE TEPEXI DE RODRÍGUEZ ESTADO DE PUEBLA

Estado del Ejercicio del Presupuesto por Capítulo del Gasto Al 31/ago./2020

Fecha y | 30/sep./2020  
hora de Impresión | 11:42 a. m.

| Objeto del Gasto   | Aprobado              | Ampliaciones /<br>(Reducciones) | Presupuesto<br>Vigente | Comprometido        | Presupuesto<br>Disponible para<br>Comprometer | Devengado           | Comprometido<br>No Devengado | Presupuesto<br>Sin Devengar | Ejercido            | Pagado              | Cuentas por<br>Pagar Deuda |
|--|-----------------------|---------------------------------|------------------------|---------------------|---|---------------------|------------------------------|-----------------------------|---------------------|---------------------|----------------------------|
| 3551 Reparación y mantenimiento de equipo de transporte        | \$61,832.00           | \$53,597.20                     | \$115,429.20           | \$105,713.90        | \$9,715.30                                    | \$105,713.90        | \$0.00                       | \$9,715.30                  | \$105,713.90        | \$105,713.90        | \$0.00                     |
| 3570 Instalación, reparación y mantenimiento de maquinaria, o  | \$39,773.00           | \$104,026.14                    | \$143,799.14           | \$139,201.04        | \$4,598.10                                    | \$139,201.04        | \$0.00                       | \$4,598.10                  | \$139,201.04        | \$139,201.04        | \$0.00                     |
| 3571 Instalación, reparación y mantenimiento de maquinaria, o  | \$39,773.00           | \$104,026.14                    | \$143,799.14           | \$139,201.04        | \$4,598.10                                    | \$139,201.04        | \$0.00                       | \$4,598.10                  | \$139,201.04        | \$139,201.04        | \$0.00                     |
| <b>3600 SERVICIOS DE COMUNICACIÓN SOCIAL Y PUBLICIDA</b>       | <b>\$10,000.00</b>    | <b>\$0.00</b>                   | <b>\$10,000.00</b>     | <b>\$0.00</b>       | <b>\$10,000.00</b>                            | <b>\$0.00</b>       | <b>\$0.00</b>                | <b>\$10,000.00</b>          | <b>\$0.00</b>       | <b>\$0.00</b>       | <b>\$0.00</b>              |
| 3620 Difusión por radio, televisión y otros medios de mensajes | \$10,000.00           | \$0.00                          | \$10,000.00            | \$0.00              | \$10,000.00                                   | \$0.00              | \$0.00                       | \$10,000.00                 | \$0.00              | \$0.00              | \$0.00                     |
| 3621 Difusión por radio, televisión y otros medios de mensajes | \$10,000.00           | \$0.00                          | \$10,000.00            | \$0.00              | \$10,000.00                                   | \$0.00              | \$0.00                       | \$10,000.00                 | \$0.00              | \$0.00              | \$0.00                     |
| <b>3700 SERVICIOS DE TRASLADO Y VIÁTICOS</b>                   | <b>\$580,550.00</b>   | <b>\$0.00</b>                   | <b>\$580,550.00</b>    | <b>\$193,764.78</b> | <b>\$386,785.22</b>                           | <b>\$193,764.78</b> | <b>\$0.00</b>                | <b>\$386,785.22</b>         | <b>\$193,764.78</b> | <b>\$193,764.78</b> | <b>\$0.00</b>              |
| 3710 Pasajes aéreos  | \$75,454.00           | \$0.00                          | \$75,454.00            | \$10,000.00         | \$65,454.00                                   | \$10,000.00         | \$0.00                       | \$65,454.00                 | \$10,000.00         | \$10,000.00         | \$0.00                     |
| 3711 Pasajes Aéreos Nacionales                                 | \$2,500.00            | \$0.00                          | \$2,500.00             | \$0.00              | \$2,500.00                                    | \$0.00              | \$0.00                       | \$2,500.00                  | \$0.00              | \$0.00              | \$0.00                     |
| 3712 Pasajes Aéreos Internacionales                            | \$72,954.00           | \$0.00                          | \$72,954.00            | \$10,000.00         | \$62,954.00                                   | \$10,000.00         | \$0.00                       | \$62,954.00                 | \$10,000.00         | \$10,000.00         | \$0.00                     |
| 3720 Pasajes terrestres  | \$28,398.00           | \$0.00                          | \$28,398.00            | \$2,986.90          | \$25,411.10                                   | \$2,986.90          | \$0.00                       | \$25,411.10                 | \$2,986.90          | \$2,986.90          | \$0.00                     |
| 3721 Pasajes terrestres Nacionales                             | \$28,398.00           | \$0.00                          | \$28,398.00            | \$2,986.90          | \$25,411.10                                   | \$2,986.90          | \$0.00                       | \$25,411.10                 | \$2,986.90          | \$2,986.90          | \$0.00                     |
| 3750 Viáticos en el país                                       | \$399,248.00          | \$0.00                          | \$399,248.00           | \$141,535.32        | \$257,712.68                                  | \$141,535.32        | \$0.00                       | \$257,712.68                | \$141,535.32        | \$141,535.32        | \$0.00                     |
| 3751 Viáticos en el país                                       | \$399,248.00          | \$0.00                          | \$399,248.00           | \$141,535.32        | \$257,712.68                                  | \$141,535.32        | \$0.00                       | \$257,712.68                | \$141,535.32        | \$141,535.32        | \$0.00                     |
| 3760 Viáticos en el extranjero                                 | \$72,880.00           | \$0.00                          | \$72,880.00            | \$38,678.56         | \$34,201.44                                   | \$38,678.56         | \$0.00                       | \$34,201.44                 | \$38,678.56         | \$38,678.56         | \$0.00                     |
| 3761 Viáticos en el extranjero                                 | \$72,880.00           | \$0.00                          | \$72,880.00            | \$38,678.56         | \$34,201.44                                   | \$38,678.56         | \$0.00                       | \$34,201.44                 | \$38,678.56         | \$38,678.56         | \$0.00                     |
| 3790 Otros servicios de traslado y hospedaje                   | \$4,570.00            | \$0.00                          | \$4,570.00             | \$564.00            | \$4,006.00                                    | \$564.00            | \$0.00                       | \$4,006.00                  | \$564.00            | \$564.00            | \$0.00                     |
| 3791 Otros servicios de traslado y hospedaje                   | \$4,570.00            | \$0.00                          | \$4,570.00             | \$564.00            | \$4,006.00                                    | \$564.00            | \$0.00                       | \$4,006.00                  | \$564.00            | \$564.00            | \$0.00                     |
| <b>3800 SERVICIOS OFICIALES</b>                                | <b>\$138,693.00</b>   | <b>\$0.00</b>                   | <b>\$138,693.00</b>    | <b>\$16,588.00</b>  | <b>\$122,105.00</b>                           | <b>\$16,588.00</b>  | <b>\$0.00</b>                | <b>\$122,105.00</b>         | <b>\$16,588.00</b>  | <b>\$16,588.00</b>  | <b>\$0.00</b>              |
| 3820 Gastos de orden social y cultural                         | \$29,991.00           | \$0.00                          | \$29,991.00            | \$9,896.00          | \$20,095.00                                   | \$9,896.00          | \$0.00                       | \$20,095.00                 | \$9,896.00          | \$9,896.00          | \$0.00                     |
| 3821 Gastos de orden social y cultural                         | \$29,991.00           | \$0.00                          | \$29,991.00            | \$9,896.00          | \$20,095.00                                   | \$9,896.00          | \$0.00                       | \$20,095.00                 | \$9,896.00          | \$9,896.00          | \$0.00                     |
| 3830 Congresos y convenciones                                  | \$108,702.00          | \$0.00                          | \$108,702.00           | \$6,692.00          | \$102,010.00                                  | \$6,692.00          | \$0.00                       | \$102,010.00                | \$6,692.00          | \$6,692.00          | \$0.00                     |
| 3831 Congresos y convenciones                                  | \$108,702.00          | \$0.00                          | \$108,702.00           | \$6,692.00          | \$102,010.00                                  | \$6,692.00          | \$0.00                       | \$102,010.00                | \$6,692.00          | \$6,692.00          | \$0.00                     |
| <b>3900 OTROS SERVICIOS GENERALES</b>                          | <b>\$1,892,749.52</b> | <b>-\$457,515.22</b>            | <b>\$1,435,234.30</b>  | <b>\$358,293.47</b> | <b>\$1,076,940.83</b>                         | <b>\$358,293.47</b> | <b>\$0.00</b>                | <b>\$1,076,940.83</b>       | <b>\$358,293.47</b> | <b>\$358,293.47</b> | <b>\$0.00</b>              |
| 3920 Impuestos y derechos                                      | \$95,099.00           | \$0.00                          | \$95,099.00            | \$7,035.72          | \$88,063.28                                   | \$7,035.72          | \$0.00                       | \$88,063.28                 | \$7,035.72          | \$7,035.72          | \$0.00                     |
| 3921 Impuestos y derechos                                      | \$95,099.00           | \$0.00                          | \$95,099.00            | \$7,035.72          | \$88,063.28                                   | \$7,035.72          | \$0.00                       | \$88,063.28                 | \$7,035.72          | \$7,035.72          | \$0.00                     |
| 3980 Impuesto sobre nóminas y otros que se deriven de una re   | \$1,797,650.52        | -\$457,515.22                   | \$1,340,135.30         | \$351,257.75        | \$988,877.55                                  | \$351,257.75        | \$0.00                       | \$988,877.55                | \$351,257.75        | \$351,257.75        | \$0.00                     |
| 3981 Impuesto sobre nóminas y otros que se deriven de una re   | \$1,797,650.52        | -\$457,515.22                   | \$1,340,135.30         | \$351,257.75        | \$988,877.55                                  | \$351,257.75        | \$0.00                       | \$988,877.55                | \$351,257.75        | \$351,257.75        | \$0.00                     |
| <b>4000 TRANSFERENCIAS, ASIGNACIONES, SUBSIDIC</b>             | <b>\$691,578.00</b>   | <b>-\$105,437.22</b>            | <b>\$586,140.78</b>    | <b>\$60,437.11</b>  | <b>\$525,703.67</b>                           | <b>\$60,437.11</b>  | <b>\$0.00</b>                | <b>\$525,703.67</b>         | <b>\$60,437.11</b>  | <b>\$60,437.11</b>  | <b>\$0.00</b>              |
| <b>4400 AYUDAS SOCIALES</b>                                    | <b>\$691,578.00</b>   | <b>-\$105,437.22</b>            | <b>\$586,140.78</b>    | <b>\$60,437.11</b>  | <b>\$525,703.67</b>                           | <b>\$60,437.11</b>  | <b>\$0.00</b>                | <b>\$525,703.67</b>         | <b>\$60,437.11</b>  | <b>\$60,437.11</b>  | <b>\$0.00</b>              |
| 4440 Ayudas sociales a actividades científicas o académicas    | \$691,578.00          | -\$105,437.22                   | \$586,140.78           | \$60,437.11         | \$525,703.67                                  | \$60,437.11         | \$0.00                       | \$525,703.67                | \$60,437.11         | \$60,437.11         | \$0.00                     |
| 4441 Ayudas sociales a actividades científicas o académicas    | \$691,578.00          | -\$105,437.22                   | \$586,140.78           | \$60,437.11         | \$525,703.67                                  | \$60,437.11         | \$0.00                       | \$525,703.67                | \$60,437.11         | \$60,437.11         | \$0.00                     |
| <b>5000 BIENES MUEBLES, INMUEBLES E INTANGIBLE</b>             | <b>\$112,111.00</b>   | <b>\$844,394.73</b>             | <b>\$956,505.73</b>    | <b>\$288,732.00</b> | <b>\$667,773.73</b>                           | <b>\$288,732.00</b> | <b>\$0.00</b>                | <b>\$667,773.73</b>         | <b>\$288,732.00</b> | <b>\$288,732.00</b> | <b>\$0.00</b>              |
| 5100 MOBILIARIO Y EQUIPO DE ADMINISTRACIÓN                     | \$25,000.00           | \$886,613.73                    | \$911,613.73           | \$243,840.00        | \$667,773.73                                  | \$243,840.00        | \$0.00                       | \$667,773.73                | \$243,840.00        | \$243,840.00        | \$0.00                     |
| 5150 Equipo de cómputo y de tecnología de la información       | \$0.00                | \$811,612.45                    | \$811,612.45           | \$143,840.00        | \$667,772.45                                  | \$143,840.00        | \$0.00                       | \$667,772.45                | \$143,840.00        | \$143,840.00        | \$0.00                     |



Usr: supervisor  
Rep: rptEstadoPresupuestoEgresos

INSTITUTO TECNOLÓGICO SUPERIOR DE TEPEXI DE RODRÍGUEZ  
ESTADO DE PUEBLA

Estado del Ejercicio del Presupuesto por Capítulo del Gasto Al 31/ago./2020

Fecha y hora de Impresión | 30/sep./2020  
11:42 a. m.

| Objeto del Gasto  | Aprobado               | Ampliaciones / (Reducciones) | Presupuesto Vigente    | Comprometido           | Presupuesto Disponible para Comprometer | Devengado              | Comprometido No Devengado | Presupuesto Sin Devengar | Ejercido               | Pagado                 | Cuentas por Pagar Deuda |
|---|------------------------|------------------------------|------------------------|------------------------|---|------------------------|---------------------------|--------------------------|------------------------|------------------------|-------------------------|
| 5151 Equipo de cómputo y de tecnología de la información  | \$0.00                 | \$811,612.45                 | \$811,612.45           | \$143,840.00           | \$667,772.45                            | \$143,840.00           | \$0.00                    | \$667,772.45             | \$143,840.00           | \$143,840.00           | \$0.00                  |
| 5190 Otros mobiliarios y equipos de administración        | \$25,000.00            | \$75,001.28                  | \$100,001.28           | \$100,000.00           | \$1.28                                  | \$100,000.00           | \$0.00                    | \$1.28                   | \$100,000.00           | \$100,000.00           | \$0.00                  |
| 5191 Otros mobiliarios y equipos de administración        | \$25,000.00            | \$75,001.28                  | \$100,001.28           | \$100,000.00           | \$1.28                                  | \$100,000.00           | \$0.00                    | \$1.28                   | \$100,000.00           | \$100,000.00           | \$0.00                  |
| <b>5300 EQUIPO E INSTRUMENTAL MÉDICO Y DE LABORATORIO</b> | <b>\$0.00</b>          | <b>\$44,892.00</b>           | <b>\$44,892.00</b>     | <b>\$44,892.00</b>     | <b>\$0.00</b>                           | <b>\$44,892.00</b>     | <b>\$0.00</b>             | <b>\$0.00</b>            | <b>\$44,892.00</b>     | <b>\$44,892.00</b>     | <b>\$0.00</b>           |
| 5310 Equipo médico y de laboratorio                       | \$0.00                 | \$44,892.00                  | \$44,892.00            | \$44,892.00            | \$0.00                                  | \$44,892.00            | \$0.00                    | \$0.00                   | \$44,892.00            | \$44,892.00            | \$0.00                  |
| 5311 Equipo médico y de laboratorio                       | \$0.00                 | \$44,892.00                  | \$44,892.00            | \$44,892.00            | \$0.00                                  | \$44,892.00            | \$0.00                    | \$0.00                   | \$44,892.00            | \$44,892.00            | \$0.00                  |
| <b>5600 MAQUINARIA, OTROS EQUIPOS Y HERRAMIENTAS</b>      | <b>\$87,111.00</b>     | <b>-\$87,111.00</b>          | <b>\$0.00</b>          | <b>\$0.00</b>          | <b>\$0.00</b>                           | <b>\$0.00</b>          | <b>\$0.00</b>             | <b>\$0.00</b>            | <b>\$0.00</b>          | <b>\$0.00</b>          | <b>\$0.00</b>           |
| 5690 Otros equipos  | \$87,111.00            | -\$87,111.00                 | \$0.00                 | \$0.00                 | \$0.00                                  | \$0.00                 | \$0.00                    | \$0.00                   | \$0.00                 | \$0.00                 | \$0.00                  |
| 5691 Otros equipos  | \$87,111.00            | -\$87,111.00                 | \$0.00                 | \$0.00                 | \$0.00                                  | \$0.00                 | \$0.00                    | \$0.00                   | \$0.00                 | \$0.00                 | \$0.00                  |
| <b>Total</b>  | <b>\$30,439,640.00</b> | <b>\$1,304,071.84</b>        | <b>\$31,743,711.84</b> | <b>\$17,156,879.79</b> | <b>\$14,586,832.05</b>                  | <b>\$17,156,879.79</b> | <b>\$0.00</b>             | <b>\$14,586,832.05</b>   | <b>\$17,156,879.79</b> | <b>\$17,156,879.79</b> | <b>\$0.00</b>           |

LIC. HUGO CARDOSO HERNÁNDEZ  
DIRECTOR GENERAL

L.C. MISAEL MARTÍNEZ CABRERA  
JEFE DEL DEPARTAMENTO DE RECURSOS FINANCIEROS

L.C. GUILLERMINA MARTÍNEZ CORONA  
SUBDIRECTORA ADMINISTRATIVA

C.P. DULCE MARÍA SÁNCHEZ HERNÁNDEZ  
JEFA DE DEPARTAMENTO DE PLANEACIÓN, PROGRAMACIÓN Y EVALUACIÓN



# INSTITUTO TECNOLÓGICO SUPERIOR DE TEPEXI DE RODRÍGUEZ

## ESTADO DE PUEBLA

**Balanza de Comprobación del 01/ago./2020 al 31/ago./2020**  
**Cuentas de Mayor con saldo y/o movimientos. (De la cuenta: 1000 a la 6000)**

Usr: supervisor  
 Rep: rptBalanzaComprobacion

Fecha y 30/sep./2020  
 hora de Impresión 11:43 a. m.

| Nat. | Cuenta      | Nombre de la cuenta  | SALDO ANTERIOR  |          | MOVIMIENTOS    |                | SALDO ACTUAL    |          |
|------|-------------|--|-----------------|----------|----------------|----------------|-----------------|----------|
|      |             |  | DEUDOR          | ACREEDOR | DEUDOR         | ACREEDOR       | DEUDOR          | ACREEDOR |
| D    | 1000        | ACTIVO   | \$48,755,209.72 | \$0.00   | \$5,855,609.84 | \$4,973,958.04 | \$49,636,861.52 | \$0.00   |
| D    | 1100        | ACTIVO CIRCULANTE  | \$4,222,440.71  | \$0.00   | \$5,879,969.84 | \$4,973,958.04 | \$5,128,452.51  | \$0.00   |
| D    | 1110        | EFFECTIVO Y EQUIVALENTES   | \$2,998,088.72  | \$0.00   | \$3,302,811.61 | \$2,476,454.19 | \$3,824,446.14  | \$0.00   |
| D    | 1111        | EFFECTIVO  | \$0.29          | \$0.00   | \$0.00         | \$0.00         | \$0.29          | \$0.00   |
| D    | 1111-01     | CAJA   | \$0.29          | \$0.00   | \$0.00         | \$0.00         | \$0.29          | \$0.00   |
| D    | 1111-01-002 | ESTADO   | \$0.29          | \$0.00   | \$0.00         | \$0.00         | \$0.29          | \$0.00   |
| D    | 1112        | BANCOS/TESORERIA   | \$2,998,088.43  | \$0.00   | \$3,302,811.61 | \$2,476,454.19 | \$3,824,445.85  | \$0.00   |
| D    | 1112-01     | BANCOMER   | \$2,472,140.53  | \$0.00   | \$3,302,811.61 | \$2,474,449.19 | \$3,300,502.95  | \$0.00   |
| D    | 1112-01-001 | ESTADO 048318611   | \$737,714.32    | \$0.00   | \$1,369,298.74 | \$1,649,890.40 | \$457,122.66    | \$0.00   |
| D    | 1112-01-002 | FEDERAL  | \$1,375,155.45  | \$0.00   | \$1,596,843.54 | \$754,937.05   | \$2,217,061.94  | \$0.00   |
| D    | 1112-01-003 | BANCOMER SAR. N. CUENTA 0164341570 ESTADO  | \$137,400.96    | \$0.00   | \$0.00         | \$0.00         | \$137,400.96    | \$0.00   |
| D    | 1112-01-004 | BANCOMER SAR. N. CUENTA 0164341570 FEDERAL   | \$132,807.87    | \$0.00   | \$0.00         | \$0.00         | \$132,807.87    | \$0.00   |
| D    | 1112-01-005 | CUENTA DE CAPTACION DE DERECHOS  | \$2,149.88      | \$0.00   | \$357,065.33   | \$63,685.74    | \$295,529.47    | \$0.00   |
| D    | 1112-01-006 | CUENTA DE INGRESOS PROPIOS   | \$86,912.05     | \$0.00   | -\$20,396.00   | \$5,936.00     | \$60,580.05     | \$0.00   |
| D    | 1112-02     | BANAMEX  | \$326,169.44    | \$0.00   | \$0.00         | \$2,005.00     | \$324,164.44    | \$0.00   |
| D    | 1112-02-001 | IP CUENTA 17866  | \$138,663.64    | \$0.00   | \$0.00         | \$2,005.00     | \$136,658.64    | \$0.00   |
| D    | 1112-02-002 | PROYECTO ALTERNATIVO DEL MAIZ ESTADO   | \$187,505.80    | \$0.00   | \$0.00         | \$0.00         | \$187,505.80    | \$0.00   |
| D    | 1112-03     | INVERSIONES Y VALORES ACTINVER   | \$199,778.46    | \$0.00   | \$0.00         | \$0.00         | \$199,778.46    | \$0.00   |
| D    | 1112-03-001 | FEDERAL  | \$199,778.46    | \$0.00   | \$0.00         | \$0.00         | \$199,778.46    | \$0.00   |
| D    | 1120        | DERECHOS A RECIBIR EFFECTIVO O EQUIVALENTES  | \$1,224,351.99  | \$0.00   | \$2,577,158.23 | \$2,497,503.85 | \$1,304,006.37  | \$0.00   |
| D    | 1122        | CUENTAS POR COBRAR A CORTO PLAZO   | \$813,548.60    | \$0.00   | \$2,473,905.00 | \$2,473,905.00 | \$813,548.60    | \$0.00   |
| D    | 1122-71     | Ingresos por ventas de bienes y servicios de organismos descentralizados   | \$813,548.60    | \$0.00   | \$0.00         | \$0.00         | \$813,548.60    | \$0.00   |
| D    | 1122-71-01  | Ingresos por Venta de Bienes de Organismos Descentralizados  | \$124,922.00    | \$0.00   | \$0.00         | \$0.00         | \$124,922.00    | \$0.00   |
| D    | 1122-71-02  | Ingresos por Venta de Servicios de Organismos Descentralizados   | \$688,626.60    | \$0.00   | \$0.00         | \$0.00         | \$688,626.60    | \$0.00   |
| D    | 1122-73     | Ingresos por Venta de Bienes y Prestación de Servicios de Entidades Paraestatales y Fideicomisos No Empresariales y No Financieros | \$0.00          | \$0.00   | \$0.00         | \$0.00         | \$0.00          | \$0.00   |
| D    | 1122-93     | Subsidios y Subvenciones   | \$0.00          | \$0.00   | \$2,473,905.00 | \$2,473,905.00 | \$0.00          | \$0.00   |
| D    | 1123        | DEUDORES DIVERSOS POR COBRAR A CORTO PLAZO   | \$334,351.99    | \$0.00   | \$103,038.31   | \$9,410.85     | \$427,979.45    | \$0.00   |
| D    | 1123-004    | GUILLERMINA MARTINEZ CORONA  | \$57,630.65     | \$0.00   | \$33,326.98    | \$0.00         | \$90,957.63     | \$0.00   |
| D    | 1123-005    | CARMELO ORTIZ CAMACHO  | \$0.00          | \$0.00   | \$0.00         | \$0.00         | \$0.00          | \$0.00   |
| D    | 1123-022    | MISAEEL MARTINEZ CABRERA   | \$0.00          | \$0.00   | \$0.00         | \$0.00         | \$0.00          | \$0.00   |
| D    | 1123-047    | JESUS CABRERA VIDAL  | \$0.00          | \$0.00   | \$0.00         | \$0.00         | \$0.00          | \$0.00   |
| D    | 1123-066    | RODOLFO LUNA PEREZ   | \$0.00          | \$0.00   | \$0.00         | \$0.00         | \$0.00          | \$0.00   |
| D    | 1123-068    | ALEJANDRO ROMAN ANGEL  | \$0.00          | \$0.00   | \$0.00         | \$0.00         | \$0.00          | \$0.00   |
| D    | 1123-088    | JOSE VICTOR GUTIERREZ VAZQUEZ  | \$8,232.00      | \$0.00   | \$1.00         | \$0.00         | \$8,233.00      | \$0.00   |
| D    | 1123-111    | MICAELA GASTELUM CASTRO  | \$0.00          | \$0.00   | \$0.00         | \$0.00         | \$0.00          | \$0.00   |
| D    | 1123-130    | JOSE VICTOR GUTIERREZ  | \$6,000.00      | \$0.00   | \$0.00         | \$0.00         | \$6,000.00      | \$0.00   |
| D    | 1123-141    | DULCE MARIA SANCHEZ HERNANDEZ  | \$6,540.00      | \$0.00   | \$0.00         | \$0.00         | \$6,540.00      | \$0.00   |
| D    | 1123-159    | FELIPE ANAYA LOPEZ   | \$0.00          | \$0.00   | \$0.00         | \$0.00         | \$0.00          | \$0.00   |
| D    | 1123-167    | JESUS LUIS DOMINGUEZ CATARINO  | \$0.00          | \$0.00   | \$0.00         | \$0.00         | \$0.00          | \$0.00   |
| D    | 1123-169    | HUGO GARCIA ABASOLO  | \$0.00          | \$0.00   | \$5,000.00     | \$0.00         | \$5,000.00      | \$0.00   |
| D    | 1123-171    | RADIOMOVIL DIPSA SA  | \$6,791.00      | \$0.00   | \$0.00         | \$0.00         | \$6,791.00      | \$0.00   |
| D    | 1123-184    | ELIZANDER CASTRO BENITEZ   | \$27,512.00     | \$0.00   | \$0.00         | \$0.00         | \$27,512.00     | \$0.00   |
| D    | 1123-194    | HUGO CARDOSO HERNANDEZ   | \$85,772.81     | \$0.00   | \$32,320.03    | \$5,560.85     | \$112,531.99    | \$0.00   |
| D    | 1123-201    | ERASMO TORIJA GONZALEZ   | \$0.00          | \$0.00   | \$2,000.00     | \$0.00         | \$2,000.00      | \$0.00   |

53



**INSTITUTO TECNOLÓGICO SUPERIOR DE TEPEXI DE RODRÍGUEZ**  
**ESTADO DE PUEBLA**

**Balanza de Comprobación del 01/ago./2020 al 31/ago./2020**

**Cuentas de Mayor con saldo y/o movimientos. (De la cuenta: 1000 a la 6000)**

Usr: supervisor  
Rep: rptBalanzaComprobacion

Fecha y 30/sep./2020  
hora de Impresión 11:43 a. m.

| Nat. | Cuenta      | Nombre de la cuenta  | SALDO ANTERIOR |          | MOVIMIENTOS |             | SALDO ACTUAL |          |
|------|-------------|--|----------------|----------|-------------|-------------|--------------|----------|
|      |             |  | DEUDOR         | ACREEDOR | DEUDOR      | ACREEDOR    | DEUDOR       | ACREEDOR |
| D    | 1123-202    | TADEI SILLERO JUAREZ   | \$104,481.05   | \$0.00   | \$20,000.00 | \$0.00      | \$124,481.05 | \$0.00   |
| D    | 1123-206    | MARIA GOMEZ DE LA CRUZ   | \$0.00         | \$0.00   | \$0.00      | \$0.00      | \$0.00       | \$0.00   |
| D    | 1123-207    | JOSE RENE ROMAN OLMEDO   | \$0.00         | \$0.00   | \$0.00      | \$0.00      | \$0.00       | \$0.00   |
| D    | 1123-208    | HUGO MARIN FABIAN  | \$0.00         | \$0.00   | \$0.00      | \$0.00      | \$0.00       | \$0.00   |
| D    | 1123-210    | MAURICIO CRUZ RODRIGUEZ  | \$6,159.00     | \$0.00   | \$0.00      | \$0.00      | \$6,159.00   | \$0.00   |
| D    | 1123-211    | CIE-AXA SEGUROS SA DE CV   | \$0.00         | \$0.00   | \$0.00      | \$0.00      | \$0.00       | \$0.00   |
| D    | 1123-212    | GILBERTO SUAREZ MANCILLA   | \$0.00         | \$0.00   | \$0.00      | \$0.00      | \$0.00       | \$0.00   |
| D    | 1123-213    | javier isaias gines villalba   | \$0.00         | \$0.00   | \$0.00      | \$0.00      | \$0.00       | \$0.00   |
| D    | 1123-214    | COMBUSTIBLES Y SERVICIOS DE TEPEXI SA DE CV  | \$0.00         | \$0.00   | \$0.00      | \$0.00      | \$0.00       | \$0.00   |
| D    | 1123-215    | FLORENCIO PEREZ DIAZ   | \$0.00         | \$0.00   | \$0.00      | \$0.00      | \$0.00       | \$0.00   |
| D    | 1123-216    | marcial cruz garcia  | \$5,288.00     | \$0.00   | \$0.00      | \$0.00      | \$5,288.00   | \$0.00   |
| D    | 1123-217    | ARTURO M. MORALES MENDOZA  | \$0.00         | \$0.00   | \$0.00      | \$0.00      | \$0.00       | \$0.00   |
| D    | 1123-218    | YONATAN LOPEZ SANTOS   | \$0.00         | \$0.00   | \$0.00      | \$0.00      | \$0.00       | \$0.00   |
| D    | 1123-224    | GUILLERMINA MEDEL IBAÑEZ   | \$0.00         | \$0.00   | \$0.00      | \$0.00      | \$0.00       | \$0.00   |
| D    | 1123-225    | MARCOS MANUEL HERNANDEZ FLORES   | \$0.00         | \$0.00   | \$0.00      | \$0.00      | \$0.00       | \$0.00   |
| D    | 1123-226    | SILVANO MOTA ROMERO  | \$5,821.62     | \$0.00   | \$0.00      | \$0.00      | \$5,821.62   | \$0.00   |
| D    | 1123-227    | REVISTA IDC  | \$0.00         | \$0.00   | \$0.00      | \$0.00      | \$0.00       | \$0.00   |
| D    | 1123-229    | lucila romero martinez   | \$6,123.76     | \$0.00   | \$3,370.00  | \$0.00      | \$9,493.76   | \$0.00   |
| D    | 1123-230    | KARLA I. SOLANO MANCILLA   | \$0.00         | \$0.00   | \$0.00      | \$0.00      | \$0.00       | \$0.00   |
| D    | 1123-233    | WECOBİ DE MEXICO SA DE CV  | \$0.00         | \$0.00   | \$0.00      | \$0.00      | \$0.00       | \$0.00   |
| D    | 1123-331    | mauricio garcia ojeda  | \$0.00         | \$0.00   | \$0.00      | \$0.00      | \$0.00       | \$0.00   |
| D    | 1123-332    | JUAN ANDRES MARTINEZ HOYOS   | \$0.00         | \$0.00   | \$0.00      | \$0.00      | \$0.00       | \$0.00   |
| D    | 1123-333    | AGUSTIN MOTA NIÑO  | \$0.00         | \$0.00   | \$0.00      | \$0.00      | \$0.00       | \$0.00   |
| D    | 1123-334    | ANALIN CID DOMINGUEZ   | \$0.00         | \$0.00   | \$0.00      | \$0.00      | \$0.00       | \$0.00   |
| D    | 1123-335    | MARIA LOURDEZ VELAZCO MENDOZA  | \$0.00         | \$0.00   | \$0.00      | \$0.00      | \$0.00       | \$0.00   |
| D    | 1123-336    | MIGUEL ANGEL LOPEZ HERRERA   | \$0.00         | \$0.00   | \$0.00      | \$0.00      | \$0.00       | \$0.00   |
| D    | 1123-337    | ALBERTO ESTEBAN MORELOS  | \$3,850.00     | \$0.00   | \$0.00      | \$3,850.00  | \$0.00       | \$0.00   |
| D    | 1123-338    | AUTOPARTES SANTACLARA S DE RL DE CV  | \$150.00       | \$0.00   | \$0.00      | \$0.00      | \$150.00     | \$0.00   |
| D    | 1123-339    | VIVIANA CONCEPCION DURAN   | \$2,000.00     | \$0.00   | \$0.00      | \$0.00      | \$2,000.00   | \$0.00   |
| D    | 1123-341    | LEOPOLDO MOTA NIÑO   | \$2,000.00     | \$0.00   | \$7,000.00  | \$0.00      | \$9,000.00   | \$0.00   |
| D    | 1123-342    | JAIRO HERNANDEZ OREA   | \$0.10         | \$0.00   | \$0.00      | \$0.00      | \$0.10       | \$0.00   |
| D    | 1123-343    | JOEL BERISTAIN MEZA  | \$0.00         | \$0.00   | \$0.30      | \$0.00      | \$0.30       | \$0.00   |
| D    | 1123-344    | VICTOR MANUEL OLMOS JUAREZ   | \$0.00         | \$0.00   | \$20.00     | \$0.00      | \$20.00      | \$0.00   |
| D    | 1124        | INGRESOS POR RECUPERAR A CORTO PLAZO   | \$75,256.90    | \$0.00   | \$0.00      | \$12,992.00 | \$62,264.90  | \$0.00   |
| D    | 1124-01     | CAPTACION DE DERECHOS (ESTADO)   | \$75,256.90    | \$0.00   | \$0.00      | \$12,992.00 | \$62,264.90  | \$0.00   |
| D    | 1124-01-001 | captacion de derechos  | \$75,256.90    | \$0.00   | \$0.00      | \$12,992.00 | \$62,264.90  | \$0.00   |
| D    | 1124-61-04  | Reintegros   | \$0.00         | \$0.00   | \$0.00      | \$0.00      | \$0.00       | \$0.00   |
| D    | 1124-61-09  | Otros Aprovechamientos   | \$0.00         | \$0.00   | \$0.00      | \$0.00      | \$0.00       | \$0.00   |
| D    | 1129        | OTROS DERECHOS A RECIBIR EFECTIVO O EQUIVALENTES A CORTO PLAZO                           | \$1,194.50     | \$0.00   | \$214.92    | \$1,196.00  | \$213.42     | \$0.00   |
| D    | 1129-01     | SUBSIDIO PARA EL EMPLEO  | \$1,194.50     | \$0.00   | \$214.92    | \$1,196.00  | \$213.42     | \$0.00   |
| D    | 1129-01-002 | ESTADO   | -\$6,795.89    | \$0.00   | \$214.92    | \$1,196.00  | -\$7,776.97  | \$0.00   |
| D    | 1129-01-003 | FEDERAL  | \$7,990.39     | \$0.00   | \$0.00      | \$0.00      | \$7,990.39   | \$0.00   |
| D    | 1130        | DERECHOS A RECIBIR BIENES O SERVICIOS  | \$0.00         | \$0.00   | \$0.00      | \$0.00      | \$0.00       | \$0.00   |
| D    | 1131        | ANTICIPO A PROVEEDORES POR ADQUISICIÓN DE BIENES Y PRESTACIÓN DE SERVICIOS A CORTO PLAZO | \$0.00         | \$0.00   | \$0.00      | \$0.00      | \$0.00       | \$0.00   |
| D    | 1131-01     | ANTICIPO A PROVEEDORES POR ADQUISICIÓN DE BIENES Y PRESTACIÓN DE SERVICIOS A CORTO PLAZO | \$0.00         | \$0.00   | \$0.00      | \$0.00      | \$0.00       | \$0.00   |



# INSTITUTO TECNOLÓGICO SUPERIOR DE TEPEXI DE RODRÍGUEZ ESTADO DE PUEBLA

**Balanza de Comprobación del 01/ago./2020 al 31/ago./2020**  
**Cuentas de Mayor con saldo y/o movimientos. (De la cuenta: 1000 a la 6000)**

Usr: supervisor  
Rep: rptBalanzaComprobacion

Fecha y | 30/sep./2020  
hora de Impresión | 11:43 a. m.

| Nat. | Cuenta      | Nombre de la cuenta  | SALDO ANTERIOR  |          | MOVIMIENTOS  |          | SALDO ACTUAL    |          |
|------|-------------|--|-----------------|----------|--------------|----------|-----------------|----------|
|      |             |  | DEUDOR          | ACREEDOR | DEUDOR       | ACREEDOR | DEUDOR          | ACREEDOR |
| D    | 1131-01-002 | GREAT RESOURCES IN TECHNOLOGY & BUSINESS MX SA DE CV                           | \$0.00          | \$0.00   | \$0.00       | \$0.00   | \$0.00          | \$0.00   |
| D    | 1200        | ACTIVO NO CIRCULANTE   | \$44,532,769.01 | \$0.00   | -\$24,360.00 | \$0.00   | \$44,508,409.01 | \$0.00   |
| D    | 1230        | BIENES INMUEBLES, INFRAESTRUCTURA Y CONSTRUCCIONES EN PROCESO                  | \$26,594,559.56 | \$0.00   | \$0.00       | \$0.00   | \$26,594,559.56 | \$0.00   |
| D    | 1231        | TERRENOS   | \$4,900,784.00  | \$0.00   | \$0.00       | \$0.00   | \$4,900,784.00  | \$0.00   |
| D    | 1231-0-002  | Terrenos Estado  | \$4,900,784.00  | \$0.00   | \$0.00       | \$0.00   | \$4,900,784.00  | \$0.00   |
| D    | 1233        | EDIFICIOS NO HABITACIONALES  | \$14,637,362.97 | \$0.00   | \$0.00       | \$0.00   | \$14,637,362.97 | \$0.00   |
| D    | 1233-0-002  | Edificios no residenciales Estado UA   | \$4,486,179.06  | \$0.00   | \$0.00       | \$0.00   | \$4,486,179.06  | \$0.00   |
| D    | 1233-0-003  | Edificios no residenciales Federal UA  | \$10,151,183.91 | \$0.00   | \$0.00       | \$0.00   | \$10,151,183.91 | \$0.00   |
| D    | 1239        | OTROS BIENES INMUEBLES   | \$7,056,412.59  | \$0.00   | \$0.00       | \$0.00   | \$7,056,412.59  | \$0.00   |
| D    | 1239-0-002  | Construcciones (Velaria Barda Perimetral) Estado                               | \$4,811,955.67  | \$0.00   | \$0.00       | \$0.00   | \$4,811,955.67  | \$0.00   |
| D    | 1239-0-003  | Construcciones (Velaria Barda Perimetral) Federal                              | \$2,244,456.92  | \$0.00   | \$0.00       | \$0.00   | \$2,244,456.92  | \$0.00   |
| D    | 1240        | BIENES MUEBLES   | \$33,216,316.97 | \$0.00   | -\$24,360.00 | \$0.00   | \$33,191,956.97 | \$0.00   |
| D    | 1241        | MOBILIARIO Y EQUIPO DE ADMINISTRACIÓN  | \$10,775,224.67 | \$0.00   | -\$24,360.00 | \$0.00   | \$10,750,864.67 | \$0.00   |
| D    | 1241-1      | Muebles de Oficina y Estantería  | \$1,415,176.86  | \$0.00   | \$0.00       | \$0.00   | \$1,415,176.86  | \$0.00   |
| D    | 1241-1-001  | Muebles de Oficina y Estantería IP   | \$83,078.18     | \$0.00   | \$0.00       | \$0.00   | \$83,078.18     | \$0.00   |
| D    | 1241-1-002  | Muebles de Oficina y Estantería Estado   | \$641,748.42    | \$0.00   | \$0.00       | \$0.00   | \$641,748.42    | \$0.00   |
| D    | 1241-1-003  | Muebles de Oficina y Estantería Federal  | \$690,350.26    | \$0.00   | \$0.00       | \$0.00   | \$690,350.26    | \$0.00   |
| D    | 1241-3      | Equipo de Cómputo y de Tecnologías de la Información                           | \$8,216,125.53  | \$0.00   | -\$24,360.00 | \$0.00   | \$8,191,765.53  | \$0.00   |
| D    | 1241-3-001  | Equipo de Cómputo y de Tecnologías de la Información IP                        | \$113,841.43    | \$0.00   | \$0.00       | \$0.00   | \$113,841.43    | \$0.00   |
| D    | 1241-3-002  | Equipo de Cómputo y de Tecnologías de la Información Estado                    | \$2,644,225.87  | \$0.00   | \$0.00       | \$0.00   | \$2,644,225.87  | \$0.00   |
| D    | 1241-3-003  | Equipo de Cómputo y de Tecnologías de la Información Federal                   | \$5,289,858.23  | \$0.00   | \$0.00       | \$0.00   | \$5,289,858.23  | \$0.00   |
| D    | 1241-3-5151 | Equipo de cómputo y de tecnologías de la información                           | \$168,200.00    | \$0.00   | -\$24,360.00 | \$0.00   | \$143,840.00    | \$0.00   |
| D    | 1241-9      | Otros Mobiliarios y Equipos de Administración                                  | \$1,143,922.28  | \$0.00   | \$0.00       | \$0.00   | \$1,143,922.28  | \$0.00   |
| D    | 1241-9-003  | otros mobiliarios y equipos de administracionfederal                           | \$1,043,922.28  | \$0.00   | \$0.00       | \$0.00   | \$1,043,922.28  | \$0.00   |
| D    | 1241-9-5191 | Otros mobiliarios y equipos de administración FEDERAL                          | \$100,000.00    | \$0.00   | \$0.00       | \$0.00   | \$100,000.00    | \$0.00   |
| D    | 1242        | MOBILIARIO Y EQUIPO EDUCACIONAL Y RECREATIVO                                   | \$9,216,952.46  | \$0.00   | \$0.00       | \$0.00   | \$9,216,952.46  | \$0.00   |
| D    | 1242-9      | Otro Mobiliario y Equipo Educativo y Recreativo                                | \$9,216,952.46  | \$0.00   | \$0.00       | \$0.00   | \$9,216,952.46  | \$0.00   |
| D    | 1242-9-001  | Otro Mobiliario y Equipo Educativo y Recreativo IP (Equipode laboratorio)      | \$387,510.40    | \$0.00   | \$0.00       | \$0.00   | \$387,510.40    | \$0.00   |
| D    | 1242-9-002  | Otro Mobiliario y Equipo Educativo y Recreativo Estado (Equipode laboratorio)  | \$6,021,131.26  | \$0.00   | \$0.00       | \$0.00   | \$6,021,131.26  | \$0.00   |
| D    | 1242-9-003  | Otro Mobiliario y Equipo Educativo y Recreativo Federal (Equipode laboratorio) | \$2,808,310.80  | \$0.00   | \$0.00       | \$0.00   | \$2,808,310.80  | \$0.00   |
| D    | 1243        | EQUIPO E INSTRUMENTAL MÉDICO Y DE LABORATORIO                                  | \$44,892.00     | \$0.00   | \$0.00       | \$0.00   | \$44,892.00     | \$0.00   |
| D    | 1243-1      | Equipo Médico y de Laboratorio   | \$44,892.00     | \$0.00   | \$0.00       | \$0.00   | \$44,892.00     | \$0.00   |
| D    | 1243-1-5311 | Equipo médico y de laboratorio   | \$44,892.00     | \$0.00   | \$0.00       | \$0.00   | \$44,892.00     | \$0.00   |
| D    | 1244        | VEHÍCULOS Y EQUIPO DE TRANSPORTE   | \$6,654,540.36  | \$0.00   | \$0.00       | \$0.00   | \$6,654,540.36  | \$0.00   |
| D    | 1244-1      | vehículos y equipo terrestre   | \$6,654,540.36  | \$0.00   | \$0.00       | \$0.00   | \$6,654,540.36  | \$0.00   |
| D    | 1244-1-002  | VEHÍCULOS Y EQUIPO TERRESTRE Estado  | \$783,589.80    | \$0.00   | \$0.00       | \$0.00   | \$783,589.80    | \$0.00   |
| D    | 1244-1-003  | VEHÍCULOS Y EQUIPO TERRESTRE Federación  | \$5,870,950.56  | \$0.00   | \$0.00       | \$0.00   | \$5,870,950.56  | \$0.00   |
| D    | 1246        | MAQUINARIA, OTROS EQUIPOS Y HERRAMIENTAS                                       | \$6,524,707.48  | \$0.00   | \$0.00       | \$0.00   | \$6,524,707.48  | \$0.00   |
| D    | 1246-1      | Maquinaria y Equipo Agropecuario   | \$112,500.00    | \$0.00   | \$0.00       | \$0.00   | \$112,500.00    | \$0.00   |
| D    | 1246-1-002  | maquinaria y equipo agropecuario estado  | \$52,500.00     | \$0.00   | \$0.00       | \$0.00   | \$52,500.00     | \$0.00   |
| D    | 1246-1-003  | Maquinaria y Equipo Agropecuario Federal                                       | \$60,000.00     | \$0.00   | \$0.00       | \$0.00   | \$60,000.00     | \$0.00   |
| D    | 1246-2      | Maquinaria y Equipo Industrial   | \$2,576,844.57  | \$0.00   | \$0.00       | \$0.00   | \$2,576,844.57  | \$0.00   |
| D    | 1246-2-002  | Maquinaria y Equipo Industrial Estado  | \$1,591,333.08  | \$0.00   | \$0.00       | \$0.00   | \$1,591,333.08  | \$0.00   |

55



# INSTITUTO TECNOLÓGICO SUPERIOR DE TEPEXI DE RODRÍGUEZ ESTADO DE PUEBLA

**Balanza de Comprobación del 01/ago./2020 al 31/ago./2020**  
**Cuentas de Mayor con saldo y/o movimientos. (De la cuenta: 1000 a la 6000)**

Usr: supervisor  
Rep: rptBalanzaComprobacion

Fecha y 30/sep./2020  
hora de Impresión 11:43 a. m.

| Nat. | Cuenta      | Nombre de la cuenta   | SALDO ANTERIOR |                 | MOVIMIENTOS    |                | SALDO ACTUAL   |                 |
|------|-------------|---|----------------|-----------------|----------------|----------------|----------------|-----------------|
|      |             |   | DEUDOR         | ACREEDOR        | DEUDOR         | ACREEDOR       | DEUDOR         | ACREEDOR        |
| D    | 1246-2-003  | Maquinaria y Equipo Industrial Federación                                 | \$985,511.49   | \$0.00          | \$0.00         | \$0.00         | \$985,511.49   | \$0.00          |
| D    | 1246-5      | Equipo de Comunicación y Telecomunicación                                 | \$81,221.59    | \$0.00          | \$0.00         | \$0.00         | \$81,221.59    | \$0.00          |
| D    | 1246-5-002  | Equipo de Comunicación y Telecomunicación Estado                          | \$11,100.05    | \$0.00          | \$0.00         | \$0.00         | \$11,100.05    | \$0.00          |
| D    | 1246-5-003  | Equipo de Comunicación y Telecomunicación Federal                         | \$70,121.54    | \$0.00          | \$0.00         | \$0.00         | \$70,121.54    | \$0.00          |
| D    | 1246-6      | Equipos de Generación Eléctrica, Aparatos y Accesorios Eléctricos         | \$1,694,759.27 | \$0.00          | \$0.00         | \$0.00         | \$1,694,759.27 | \$0.00          |
| D    | 1246-6-002  | Equipos de Generación Eléctrica, Aparatos y Accesorios Eléctricos Estado  | \$52,251.89    | \$0.00          | \$0.00         | \$0.00         | \$52,251.89    | \$0.00          |
| D    | 1246-6-003  | Equipos de Generación Eléctrica, Aparatos y Accesorios Eléctricos Federal | \$1,642,507.38 | \$0.00          | \$0.00         | \$0.00         | \$1,642,507.38 | \$0.00          |
| D    | 1246-7      | Herramientas y Máquinas-Herramienta                                       | \$585,003.60   | \$0.00          | \$0.00         | \$0.00         | \$585,003.60   | \$0.00          |
| D    | 1246-7-002  | Herramientas y Máquinas-Herramienta Estado                                | \$80,535.65    | \$0.00          | \$0.00         | \$0.00         | \$80,535.65    | \$0.00          |
| D    | 1246-7-003  | Herramientas y Máquinas-Herramienta FEDERAL                               | \$504,467.95   | \$0.00          | \$0.00         | \$0.00         | \$504,467.95   | \$0.00          |
| D    | 1246-9      | Otros Equipos   | \$1,474,378.45 | \$0.00          | \$0.00         | \$0.00         | \$1,474,378.45 | \$0.00          |
| D    | 1246-9-002  | ESTADO  | \$1,474,378.45 | \$0.00          | \$0.00         | \$0.00         | \$1,474,378.45 | \$0.00          |
| A    | 1260        | DEPRECIACIÓN, DETERIORO Y AMORTIZACIÓN ACUMULADA DE BIENES                | \$0.00         | \$15,278,107.52 | \$0.00         | \$0.00         | \$0.00         | \$15,278,107.52 |
| A    | 1263        | DEPRECIACIÓN ACUMULADA DE BIENES MUEBLES                                  | \$0.00         | \$15,278,107.52 | \$0.00         | \$0.00         | \$0.00         | \$15,278,107.52 |
| A    | 1263-1      | Depreciación Acumulada de Mobiliario y Equipo de Administración.          | \$0.00         | \$1,174,537.88  | \$0.00         | \$0.00         | \$0.00         | \$1,174,537.88  |
| A    | 1263-1-002  | ESTADO  | \$0.00         | \$698,530.22    | \$0.00         | \$0.00         | \$0.00         | \$698,530.22    |
| A    | 1263-1-003  | FEDERAL   | \$0.00         | \$476,007.66    | \$0.00         | \$0.00         | \$0.00         | \$476,007.66    |
| A    | 1263-2      | Depreciación Acumulada de Mobiliario y Equipo Educacional y Recreativo.   | \$0.00         | \$1,291,160.16  | \$0.00         | \$0.00         | \$0.00         | \$1,291,160.16  |
| A    | 1263-2-002  | ESTADO  | \$0.00         | \$477,671.61    | \$0.00         | \$0.00         | \$0.00         | \$477,671.61    |
| A    | 1263-2-003  | FEDERAL   | \$0.00         | \$813,488.55    | \$0.00         | \$0.00         | \$0.00         | \$813,488.55    |
| A    | 1263-3      | Depreciación Acumulada de Instrumental Médico y de Laboratorio.           | \$0.00         | \$2,590,288.21  | \$0.00         | \$0.00         | \$0.00         | \$2,590,288.21  |
| A    | 1263-3-002  | ESTADO  | \$0.00         | \$2,396,806.89  | \$0.00         | \$0.00         | \$0.00         | \$2,396,806.89  |
| A    | 1263-3-003  | FEDERAL   | \$0.00         | \$193,481.32    | \$0.00         | \$0.00         | \$0.00         | \$193,481.32    |
| A    | 1263-4      | Depreciación Acumulada de Equipo de Transporte.                           | \$0.00         | \$4,514,817.72  | \$0.00         | \$0.00         | \$0.00         | \$4,514,817.72  |
| A    | 1263-4-003  | federal   | \$0.00         | \$4,514,817.72  | \$0.00         | \$0.00         | \$0.00         | \$4,514,817.72  |
| A    | 1263-6      | Depreciación Acumulada de Maquinaria, otros Equipos y Herramientas.       | \$0.00         | \$5,707,303.55  | \$0.00         | \$0.00         | \$0.00         | \$5,707,303.55  |
| A    | 1263-6-002  | ESTADO  | \$0.00         | \$3,168,481.50  | \$0.00         | \$0.00         | \$0.00         | \$3,168,481.50  |
| A    | 1263-6-003  | FEDERAL   | \$0.00         | \$2,538,822.05  | \$0.00         | \$0.00         | \$0.00         | \$2,538,822.05  |
| A    | 2000        | PASIVO  | \$0.00         | \$1,490,990.49  | \$2,118,841.29 | \$2,298,615.28 | \$0.00         | \$1,670,764.48  |
| A    | 2100        | PASIVO CIRCULANTE   | \$0.00         | \$1,490,990.49  | \$2,118,841.29 | \$2,298,615.28 | \$0.00         | \$1,670,764.48  |
| A    | 2110        | CUENTAS POR PAGAR A CORTO PLAZO   | \$0.00         | \$1,123,977.34  | \$2,118,841.29 | \$2,298,615.28 | \$0.00         | \$1,303,751.33  |
| A    | 2110-01     | ACREDORES DIVERSOS ESTADO   | \$0.00         | \$3,117.55      | \$1,179.19     | \$3,879.49     | \$0.00         | \$5,817.85      |
| A    | 2110-01-002 | VERONICA PEREGRINA FUENTES  | \$0.00         | \$0.00          | \$0.00         | \$572.85       | \$0.00         | \$572.85        |
| A    | 2110-01-004 | SILVANO MOTA ROMERO   | \$0.00         | \$2,910.81      | \$0.00         | \$0.00         | \$0.00         | \$2,910.81      |
| A    | 2110-01-005 | marcos manuel hernandez flores  | \$0.00         | \$206.74        | \$0.00         | \$0.00         | \$0.00         | \$206.74        |
| A    | 2110-01-006 | gelasio leon ortega   | \$0.00         | \$0.00          | \$0.00         | \$0.00         | \$0.00         | \$0.00          |
| A    | 2110-01-007 | MA DE LOURDEZ VELASCO MENDOZA   | \$0.00         | \$0.00          | \$0.00         | \$1,179.60     | \$0.00         | \$1,179.60      |
| A    | 2110-01-008 | FRANCISCO JAVIER ANAYA JUAREZ   | \$0.00         | \$0.00          | \$1,179.19     | \$1,179.19     | \$0.00         | \$0.00          |
| A    | 2110-01-009 | ROSA MICHEL MARTINEZ ORTEGA   | \$0.00         | \$0.00          | \$0.00         | \$572.85       | \$0.00         | \$572.85        |
| A    | 2110-01-010 | CLAUDIA DOMINGUEZ OLMOS   | \$0.00         | \$0.00          | \$0.00         | \$375.00       | \$0.00         | \$375.00        |
| A    | 2110-02     | ACREDORES DIVERSOS FEDERAL  | \$0.00         | \$260.83        | \$0.00         | \$0.00         | \$0.00         | \$260.83        |
| A    | 2110-02-004 | GUILLERMINA MARTINEZ CORONA   | \$0.00         | \$137.63        | \$0.00         | \$0.00         | \$0.00         | \$137.63        |
| A    | 2110-02-005 | DANIELA GOMEZ CID   | \$0.00         | \$17.30         | \$0.00         | \$0.00         | \$0.00         | \$17.30         |

56





# INSTITUTO TECNOLÓGICO SUPERIOR DE TEPEXI DE RODRÍGUEZ ESTADO DE PUEBLA

**Balanza de Comprobación del 01/ago./2020 al 31/ago./2020**  
**Cuentas de Mayor con saldo y/o movimientos. (De la cuenta: 1000 a la 6000)**

Usr: supervisor  
Rep: rptBalanzaComprobacion

Fecha y hora de Impresión | 30/sep./2020  
11:43 a. m.

| Nat. | Cuenta        | Nombre de la cuenta  | SALDO ANTERIOR |              | MOVIMIENTOS    |                | SALDO ACTUAL |              |
|------|---------------|--|----------------|--------------|----------------|----------------|--------------|--------------|
|      |               |  | DEUDOR         | ACREEDOR     | DEUDOR         | ACREEDOR       | DEUDOR       | ACREEDOR     |
| A    | 2110-02-006   | DANIEL GARCIA ROMERO   | \$0.00         | \$60.00      | \$0.00         | \$0.00         | \$0.00       | \$60.00      |
| A    | 2110-02-007   | JESUS CABRERA VIDAL  | \$0.00         | \$45.90      | \$0.00         | \$0.00         | \$0.00       | \$45.90      |
| A    | 2111          | SERVICIOS PERSONALES POR PAGAR A CORTO PLAZO   | \$0.00         | \$157,823.88 | \$1,361,792.05 | \$1,361,792.05 | \$0.00       | \$157,823.88 |
| A    | 2111-1        | Remuneración por pagar al Personal de carácter permanente a CP                         | \$0.00         | \$0.00       | \$948,565.92   | \$948,565.92   | \$0.00       | \$0.00       |
| A    | 2111-1-1132   | Remuneración por pagar al Personal de carácter permanente a CP                         | \$0.00         | \$0.00       | \$948,565.92   | \$948,565.92   | \$0.00       | \$0.00       |
| A    | 2111-3        | Remuneraciones Adicionales y Especiales por Pagar a CP                                 | \$0.00         | \$0.00       | \$4,067.36     | \$4,067.36     | \$0.00       | \$0.00       |
| A    | 2111-3-1311   | Remuneraciones Adicionales y Especiales por Pagar a CP                                 | \$0.00         | \$0.00       | \$4,067.36     | \$4,067.36     | \$0.00       | \$0.00       |
| A    | 2111-3-1321   | Remuneraciones Adicionales y Especiales por Pagar a CP                                 | \$0.00         | \$0.00       | \$0.00         | \$0.00         | \$0.00       | \$0.00       |
| A    | 2111-3-1322   | Remuneraciones Adicionales y Especiales por Pagar a CP                                 | \$0.00         | \$0.00       | \$0.00         | \$0.00         | \$0.00       | \$0.00       |
| A    | 2111-4        | Seguridad Social y Seguros por pagar a CP  | \$0.00         | \$0.00       | \$264,613.59   | \$264,613.59   | \$0.00       | \$0.00       |
| A    | 2111-4-1411   | Seguridad Social y Seguros por pagar a CP  | \$0.00         | \$0.00       | \$245,689.88   | \$245,689.88   | \$0.00       | \$0.00       |
| A    | 2111-4-1431   | Seguridad Social y Seguros por pagar a CP  | \$0.00         | \$0.00       | \$18,923.71    | \$18,923.71    | \$0.00       | \$0.00       |
| A    | 2111-5        | Otras prestaciones sociales y económicas por pagar a CP                                | \$0.00         | \$122,897.06 | \$144,545.18   | \$144,545.18   | \$0.00       | \$122,897.06 |
| A    | 2111-5-1521   | Otras prestaciones sociales y económicas por pagar a CP                                | \$0.00         | \$122,897.06 | \$0.00         | \$0.00         | \$0.00       | \$122,897.06 |
| A    | 2111-5-1591   | Otras prestaciones sociales y económicas por pagar a CP                                | \$0.00         | \$0.00       | \$144,545.18   | \$144,545.18   | \$0.00       | \$0.00       |
| A    | 2111-6        | Estímulos a servidores públicos por pagar a CP   | \$0.00         | \$34,926.82  | \$0.00         | \$0.00         | \$0.00       | \$34,926.82  |
| A    | 2111-6-1711   | Estímulos a servidores públicos por pagar a CP   | \$0.00         | \$34,926.82  | \$0.00         | \$0.00         | \$0.00       | \$34,926.82  |
| A    | 2112          | PROVEEDORES POR PAGAR A CORTO PLAZO  | \$0.00         | \$386,768.32 | \$249,485.83   | \$249,485.83   | \$0.00       | \$386,768.32 |
| A    | 2112-1        | Deudas por Adquisición de Bienes y Contratación de Servicios por Pagar a CP            | \$0.00         | \$250,049.57 | \$273,845.83   | \$273,845.83   | \$0.00       | \$250,049.57 |
| A    | 2112-1-000115 | VICTOR MANUEL OLMOS JUAREZ   | \$0.00         | \$0.00       | \$0.00         | \$0.00         | \$0.00       | \$0.00       |
| A    | 2112-1-2111   | Materiales, útiles y equipos menores de oficina  | \$0.00         | \$0.00       | \$1,385.00     | \$1,385.00     | \$0.00       | \$0.00       |
| A    | 2112-1-2141   | Materiales, útiles y equipos menores de tecnologías de la información y comunicaciones | \$0.00         | \$0.00       | \$0.00         | \$0.00         | \$0.00       | \$0.00       |
| A    | 2112-1-2151   | Material impreso e información digital   | \$0.00         | \$0.00       | \$16,680.80    | \$16,680.80    | \$0.00       | \$0.00       |
| A    | 2112-1-2161   | Material de limpieza   | \$0.00         | \$0.00       | \$1,411.13     | \$1,411.13     | \$0.00       | \$0.00       |
| A    | 2112-1-2211   | Productos alimenticios para personas   | \$0.00         | \$0.00       | \$20,101.15    | \$20,101.15    | \$0.00       | \$0.00       |
| A    | 2112-1-2221   | Productos alimenticios para animales   | \$0.00         | \$0.00       | \$2,840.00     | \$2,840.00     | \$0.00       | \$0.00       |
| A    | 2112-1-2231   | Utensilios para el servicio de alimentación  | \$0.00         | \$0.00       | \$3,720.00     | \$3,720.00     | \$0.00       | \$0.00       |
| A    | 2112-1-2421   | Cemento y productos de concreto  | \$0.00         | \$0.00       | \$0.00         | \$0.00         | \$0.00       | \$0.00       |
| A    | 2112-1-2451   | Vidrio y productos de vidrio   | \$0.00         | \$0.00       | \$0.00         | \$0.00         | \$0.00       | \$0.00       |
| A    | 2112-1-2461   | Material eléctrico y electrónico   | \$0.00         | \$0.00       | \$0.00         | \$0.00         | \$0.00       | \$0.00       |
| A    | 2112-1-2471   | Artículos metálicos para la construcción   | \$0.00         | \$0.00       | \$0.00         | \$0.00         | \$0.00       | \$0.00       |
| A    | 2112-1-2491   | Otros materiales y artículos de construcción y reparación                              | \$0.00         | \$0.00       | \$1,909.00     | \$1,909.00     | \$0.00       | \$0.00       |
| A    | 2112-1-2541   | Materiales, accesorios y suministros médicos   | \$0.00         | \$0.00       | \$0.00         | \$0.00         | \$0.00       | \$0.00       |
| A    | 2112-1-2611   | Combustibles   | \$0.00         | \$0.00       | \$28,115.18    | \$28,115.18    | \$0.00       | \$0.00       |
| A    | 2112-1-2612   | Lubricantes y Aditivos   | \$0.00         | \$0.00       | \$0.00         | \$0.00         | \$0.00       | \$0.00       |
| A    | 2112-1-2711   | Vestuario y uniformes  | \$0.00         | \$0.00       | \$0.00         | \$0.00         | \$0.00       | \$0.00       |
| A    | 2112-1-2731   | Artículos deportivos   | \$0.00         | \$0.00       | \$0.00         | \$0.00         | \$0.00       | \$0.00       |
| A    | 2112-1-2911   | Herramientas menores   | \$0.00         | \$0.00       | \$0.00         | \$0.00         | \$0.00       | \$0.00       |
| A    | 2112-1-2921   | Refacciones y accesorios menores de edificios  | \$0.00         | \$0.00       | \$0.00         | \$0.00         | \$0.00       | \$0.00       |
| A    | 2112-1-2941   | Refacciones y accesorios menores de equipo de cómputo y tecnologías de la información  | \$0.00         | \$0.00       | \$24,360.00    | \$24,360.00    | \$0.00       | \$0.00       |
| A    | 2112-1-2961   | Refacciones y accesorios menores de equipo de transporte                               | \$0.00         | \$0.00       | \$19,154.80    | \$19,154.80    | \$0.00       | \$0.00       |
| A    | 2112-1-3111   | Energía eléctrica  | \$0.00         | \$0.00       | \$9,150.00     | \$9,150.00     | \$0.00       | \$0.00       |
| A    | 2112-1-3131   | Agua   | \$0.00         | \$0.00       | \$0.00         | \$0.00         | \$0.00       | \$0.00       |
| A    | 2112-1-3141   | Telefonía tradicional  | \$0.00         | \$0.00       | \$15,014.14    | \$15,014.14    | \$0.00       | \$0.00       |

57



# INSTITUTO TECNOLÓGICO SUPERIOR DE TEPEXI DE RODRÍGUEZ ESTADO DE PUEBLA

**Balanza de Comprobación del 01/ago./2020 al 31/ago./2020**  
**Cuentas de Mayor con saldo y/o movimientos. (De la cuenta: 1000 a la 6000)**

Usr: supervisor  
Rep: rptBalanzaComprobacion

Fecha y hora de Impresión | 30/sep./2020  
11:43 a. m.

| Nat. | Cuenta      | Nombre de la cuenta  | SALDO ANTERIOR |               | MOVIMIENTOS  |              | SALDO ACTUAL |               |
|------|-------------|--|----------------|---------------|--------------|--------------|--------------|---------------|
|      |             |  | DEUDOR         | ACREEDOR      | DEUDOR       | ACREEDOR     | DEUDOR       | ACREEDOR      |
| A    | 2112-1-3171 | Servicios de acceso de Internet, redes y procesamiento de información                                      | \$0.00         | \$15,537.64   | \$0.00       | \$0.00       | \$0.00       | \$15,537.64   |
| A    | 2112-1-3271 | Arrendamiento de activos intangibles   | \$0.00         | \$98,257.79   | \$0.00       | \$0.00       | \$0.00       | \$98,257.79   |
| A    | 2112-1-3291 | Otros arrendamientos   | \$0.00         | \$0.00        | \$1,618.20   | \$1,618.20   | \$0.00       | \$0.00        |
| A    | 2112-1-3311 | Servicios legales, de contabilidad, auditoría y relacionados   | \$0.00         | \$0.00        | \$4,213.21   | \$4,213.21   | \$0.00       | \$0.00        |
| A    | 2112-1-3321 | Servicios de diseño, arquitectura, ingeniería y actividades relacionadas                                   | \$0.00         | \$0.00        | \$0.00       | \$0.00       | \$0.00       | \$0.00        |
| A    | 2112-1-3331 | Servicios de consultoría administrativa, procesos, técnica y en tecnologías de la información              | \$0.00         | \$0.00        | \$0.00       | \$0.00       | \$0.00       | \$0.00        |
| A    | 2112-1-3341 | Servicios de capacitación  | \$0.00         | \$136,254.14  | -\$15,008.92 | -\$15,008.92 | \$0.00       | \$136,254.14  |
| A    | 2112-1-3351 | Servicios de investigación científica y desarrollo   | \$0.00         | \$0.00        | \$4,524.00   | \$4,524.00   | \$0.00       | \$0.00        |
| A    | 2112-1-3361 | Servicios de apoyo administrativo, fotocopiado e impresión   | \$0.00         | \$0.00        | \$0.00       | \$0.00       | \$0.00       | \$0.00        |
| A    | 2112-1-3391 | Servicios profesionales, científicos y técnicos integrales   | \$0.00         | \$0.00        | \$66,693.50  | \$66,693.50  | \$0.00       | \$0.00        |
| A    | 2112-1-3411 | Servicios financieros y bancarios  | \$0.00         | \$0.00        | \$3,671.92   | \$3,671.92   | \$0.00       | \$0.00        |
| A    | 2112-1-3451 | Seguro de bienes patrimoniales   | \$0.00         | \$0.00        | \$0.00       | \$0.00       | \$0.00       | \$0.00        |
| A    | 2112-1-3511 | Conservación y mantenimiento menor de inmuebles  | \$0.00         | \$0.00        | \$0.00       | \$0.00       | \$0.00       | \$0.00        |
| A    | 2112-1-3521 | Instalación, reparación y mantenimiento de mobiliario y equipo de administración, educacional y recreativo | \$0.00         | \$0.00        | \$0.00       | \$0.00       | \$0.00       | \$0.00        |
| A    | 2112-1-3531 | Instalación, reparación y mantenimiento de equipo de cómputo y tecnologías de la información               | \$0.00         | \$0.00        | \$0.00       | \$0.00       | \$0.00       | \$0.00        |
| A    | 2112-1-3551 | Reparación y mantenimiento de equipo de transporte   | \$0.00         | \$0.00        | \$18,995.00  | \$18,995.00  | \$0.00       | \$0.00        |
| A    | 2112-1-3571 | Instalación, reparación y mantenimiento de maquinaria, otros equipos y herramienta                         | \$0.00         | \$0.00        | \$0.00       | \$0.00       | \$0.00       | \$0.00        |
| A    | 2112-1-3712 | Pasajes Aéreos Internacionales   | \$0.00         | \$0.00        | \$0.00       | \$0.00       | \$0.00       | \$0.00        |
| A    | 2112-1-3721 | Pasajes terrestres Nacionales  | \$0.00         | \$0.00        | \$1,520.90   | \$1,520.90   | \$0.00       | \$0.00        |
| A    | 2112-1-3751 | Viáticos en el país  | \$0.00         | \$0.00        | \$10,932.82  | \$10,932.82  | \$0.00       | \$0.00        |
| A    | 2112-1-3761 | Viáticos en el extranjero  | \$0.00         | \$0.00        | \$0.00       | \$0.00       | \$0.00       | \$0.00        |
| A    | 2112-1-3791 | Otros servicios de traslado y hospedaje  | \$0.00         | \$0.00        | \$0.00       | \$0.00       | \$0.00       | \$0.00        |
| A    | 2112-1-3821 | Gastos de orden social y cultural  | \$0.00         | \$0.00        | \$0.00       | \$0.00       | \$0.00       | \$0.00        |
| A    | 2112-1-3831 | Congresos y convenciones   | \$0.00         | \$0.00        | \$0.00       | \$0.00       | \$0.00       | \$0.00        |
| A    | 2112-1-3921 | Impuestos y derechos   | \$0.00         | \$0.00        | \$0.00       | \$0.00       | \$0.00       | \$0.00        |
| A    | 2112-1-3981 | Impuesto sobre nóminas y otros que se deriven de una relación laboral                                      | \$0.00         | \$0.00        | \$32,844.00  | \$32,844.00  | \$0.00       | \$0.00        |
| A    | 2112-2      | Deudas por Adquisición de Bienes Inmuebles, Muebles e Intangibles por Pagar a CP                           | \$0.00         | \$136,718.75  | -\$24,360.00 | -\$24,360.00 | \$0.00       | \$136,718.75  |
| A    | 2112-2-5151 | Equipo de computo y de tecnología de la información  | \$0.00         | \$136,409.59  | -\$24,360.00 | -\$24,360.00 | \$0.00       | \$136,409.59  |
| A    | 2112-2-5191 | Otros mobiliarios y equipos de administración  | \$0.00         | \$0.00        | \$0.00       | \$0.00       | \$0.00       | \$0.00        |
| A    | 2112-2-5311 | Equipo médico y de laboratorio   | \$0.00         | \$0.00        | \$0.00       | \$0.00       | \$0.00       | \$0.00        |
| A    | 2112-2-5691 | Otros equipos  | \$0.00         | \$309.16      | \$0.00       | \$0.00       | \$0.00       | \$309.16      |
| A    | 2115        | TRANSFERENCIAS OTORGADAS POR PAGAR A CORTO PLAZO   | \$0.00         | \$0.00        | \$0.00       | \$0.00       | \$0.00       | \$0.00        |
| A    | 2115-4441   | Transferencias Otorgadas por Pagar a Corto Plazo   | \$0.00         | \$0.00        | \$0.00       | \$0.00       | \$0.00       | \$0.00        |
| A    | 2117        | RETENCIONES Y CONTRIBUCIONES POR PAGAR A CORTO PLAZO   | \$0.00         | \$576,006.76  | \$506,384.22 | \$683,457.91 | \$0.00       | \$753,080.45  |
| A    | 2117-01     | I.S.P.T.   | \$0.00         | \$31,357.22   | \$135,096.00 | \$256,004.16 | \$0.00       | \$152,265.38  |
| A    | 2117-01-002 | ESTADO   | \$0.00         | \$388,007.96  | \$135,096.00 | \$117,322.07 | \$0.00       | \$370,234.03  |
| A    | 2117-01-003 | FEDERAL  | \$0.00         | -\$369,394.75 | \$0.00       | \$138,682.09 | \$0.00       | -\$230,712.66 |
| A    | 2117-01-004 | CAPTACION DE DERECHOS  | \$0.00         | \$12,744.01   | \$0.00       | \$0.00       | \$0.00       | \$12,744.01   |
| A    | 2117-02     | 10% SOBRE HONORARIOS   | \$0.00         | \$6,065.75    | \$3,124.00   | \$2,043.21   | \$0.00       | \$4,984.96    |

58



# INSTITUTO TECNOLÓGICO SUPERIOR DE TEPEXI DE RODRÍGUEZ ESTADO DE PUEBLA

**Balanza de Comprobación del 01/ago./2020 al 31/ago./2020**  
**Cuentas de Mayor con saldo y/o movimientos. (De la cuenta: 1000 a la 6000)**

Usr: supervisor  
Rep: rptBalanzaComprobacion

Fecha y | 30/sep./2020  
hora de Impresión | 11:43 a. m.

| Nat. | Cuenta      | Nombre de la cuenta                                    | SALDO ANTERIOR |                 | MOVIMIENTOS  |                | SALDO ACTUAL |                 |
|------|-------------|--|----------------|-----------------|--------------|----------------|--------------|-----------------|
|      |             |  | DEUDOR         | ACREEDOR        | DEUDOR       | ACREEDOR       | DEUDOR       | ACREEDOR        |
| A    | 2117-02-001 | IP   | \$0.00         | \$7,978.00      | \$0.00       | \$560.00       | \$0.00       | \$8,538.00      |
| A    | 2117-02-002 | ESTADO   | \$0.00         | -\$10,024.85    | \$2,564.00   | \$0.00         | \$0.00       | -\$12,588.85    |
| A    | 2117-02-003 | FEDERAL  | \$0.00         | -\$5,735.08     | \$0.00       | \$363.21       | \$0.00       | -\$5,371.87     |
| A    | 2117-02-004 | CAPTACION DE DERECHOS                                  | \$0.00         | \$13,847.68     | \$560.00     | \$1,120.00     | \$0.00       | \$14,407.68     |
| A    | 2117-03     | 9.50% I.S.S.S.T.E.P.                                   | \$0.00         | \$333,237.27    | \$326,798.22 | \$373,642.83   | \$0.00       | \$380,081.88    |
| A    | 2117-03-002 | ESTADO   | \$0.00         | \$587,428.62    | \$188,116.13 | \$127,952.95   | \$0.00       | \$527,265.44    |
| A    | 2117-03-003 | FEDERAL  | \$0.00         | -\$254,191.35   | \$138,682.09 | \$245,689.88   | \$0.00       | -\$147,183.56   |
| A    | 2117-04     | 5% AL MILLAR   | \$0.00         | \$7,467.09      | \$0.00       | \$0.00         | \$0.00       | \$7,467.09      |
| A    | 2117-04-001 | IP   | \$0.00         | \$144.13        | \$0.00       | \$0.00         | \$0.00       | \$144.13        |
| A    | 2117-04-002 | ESTADO   | \$0.00         | \$7,036.73      | \$0.00       | \$0.00         | \$0.00       | \$7,036.73      |
| A    | 2117-04-003 | FEDERAL  | \$0.00         | \$286.23        | \$0.00       | \$0.00         | \$0.00       | \$286.23        |
| A    | 2117-05     | 3% ISERTP  | \$0.00         | \$32,525.97     | \$41,366.00  | \$32,844.00    | \$0.00       | \$24,003.97     |
| A    | 2117-05-002 | 3% isertp eestado                                      | \$0.00         | \$64,994.48     | \$41,366.00  | \$0.00         | \$0.00       | \$23,628.48     |
| A    | 2117-05-003 | 3% ISERTP  | \$0.00         | -\$37,115.47    | \$0.00       | \$32,844.00    | \$0.00       | -\$4,271.47     |
| A    | 2117-05-004 | 2.5% CAPTACION   | \$0.00         | \$4,646.96      | \$0.00       | \$0.00         | \$0.00       | \$4,646.96      |
| A    | 2117-06     | SAR  | \$0.00         | \$165,353.46    | \$0.00       | \$18,923.71    | \$0.00       | \$184,277.17    |
| A    | 2117-06-002 | SAR ESTADO   | \$0.00         | \$101,545.59    | \$0.00       | \$0.00         | \$0.00       | \$101,545.59    |
| A    | 2117-06-003 | SAR FEDERAL  | \$0.00         | \$63,807.87     | \$0.00       | \$18,923.71    | \$0.00       | \$82,731.58     |
| A    | 2190        | OTROS PASIVOS A CORTO PLAZO                            | \$0.00         | \$367,013.15    | \$0.00       | \$0.00         | \$0.00       | \$367,013.15    |
| A    | 2190-1      | servicios personales a corto plazo                     | \$0.00         | \$195,311.52    | \$0.00       | \$0.00         | \$0.00       | \$195,311.52    |
| A    | 2190-1-0002 | estado   | \$0.00         | \$36,844.68     | \$0.00       | \$0.00         | \$0.00       | \$36,844.68     |
| A    | 2190-1-0003 | federal  | \$0.00         | \$158,466.84    | \$0.00       | \$0.00         | \$0.00       | \$158,466.84    |
| A    | 2190-2      | proveedores por pagar a corto plazo                    | \$0.00         | \$171,540.26    | \$0.00       | \$0.00         | \$0.00       | \$171,540.26    |
| A    | 2190-2-0002 | estado   | \$0.00         | \$10,289.20     | \$0.00       | \$0.00         | \$0.00       | \$10,289.20     |
| A    | 2190-2-0003 | federal  | \$0.00         | \$161,251.06    | \$0.00       | \$0.00         | \$0.00       | \$161,251.06    |
| A    | 2199        | OTROS PASIVOS CIRCULANTES                              | \$0.00         | \$161.37        | \$0.00       | \$0.00         | \$0.00       | \$161.37        |
| A    | 2199-01     | por reintegros de mas                                  | \$0.00         | \$161.37        | \$0.00       | \$0.00         | \$0.00       | \$161.37        |
| A    | 2199-01-003 | federal  | \$0.00         | \$161.37        | \$0.00       | \$0.00         | \$0.00       | \$161.37        |
| A    | 3000        | HACIENDA PÚBLICA/ PATRIMONIO                           | \$0.00         | \$46,718,964.27 | \$136,389.31 | \$0.00         | \$0.00       | \$46,582,574.96 |
| A    | 3200        | HACIENDA PÚBLICA /PATRIMONIO GENERADO                  | \$0.00         | \$46,718,964.27 | \$136,389.31 | \$0.00         | \$0.00       | \$46,582,574.96 |
| A    | 3220        | RESULTADOS DE EJERCICIOS ANTERIORES                    | \$0.00         | \$46,718,964.27 | \$136,389.31 | \$0.00         | \$0.00       | \$46,582,574.96 |
| A    | 3220-01     | REMANENTE DE EJERCICIOS ANTERIORES IP                  | \$0.00         | \$779,796.64    | \$0.00       | \$0.00         | \$0.00       | \$779,796.64    |
| A    | 3220-02     | REMANENTE DE EJERCICIOS ANTERIORES ESTADO              | \$0.00         | \$20,933,287.41 | \$7,507.07   | \$0.00         | \$0.00       | \$20,925,780.34 |
| A    | 3220-03     | REMANENTE DE EJERCICIOS ANTERIORES FEDERACION          | \$0.00         | \$25,005,880.22 | \$128,882.24 | \$0.00         | \$0.00       | \$24,876,997.98 |
| A    | 4000        | INGRESOS Y OTROS BENEFICIOS                            | \$0.00         | \$15,777,764.87 | \$0.00       | \$2,473,905.00 | \$0.00       | \$18,251,669.87 |
| A    | 4100        | INGRESOS DE GESTIÓN                                    | \$0.00         | \$840,845.87    | \$0.00       | \$0.00         | \$0.00       | \$840,845.87    |
| A    | 4160        | APROVECHAMIENTOS                                       | \$0.00         | \$46,134.87     | \$0.00       | \$0.00         | \$0.00       | \$46,134.87     |
| A    | 4164        | REINTEGROS   | \$0.00         | \$0.00          | \$0.00       | \$0.00         | \$0.00       | \$0.00          |
| A    | 4164-02     | POR REINTEGRO DE DEUDORES DE FONDO ESTADO              | \$0.00         | \$0.00          | \$0.00       | \$0.00         | \$0.00       | \$0.00          |
| A    | 4169        | OTROS APROVECHAMIENTOS                                 | \$0.00         | \$46,134.87     | \$0.00       | \$0.00         | \$0.00       | \$46,134.87     |
| A    | 4169-03     | rendimientos   | \$0.00         | \$41,899.01     | \$0.00       | \$0.00         | \$0.00       | \$41,899.01     |
| A    | 4169-03-002 | estado   | \$0.00         | \$745.50        | \$0.00       | \$0.00         | \$0.00       | \$745.50        |
| A    | 4169-03-003 | federal  | \$0.00         | \$41,153.51     | \$0.00       | \$0.00         | \$0.00       | \$41,153.51     |
| A    | 4169-4      | POR REINTEGROS   | \$0.00         | \$4,235.86      | \$0.00       | \$0.00         | \$0.00       | \$4,235.86      |
| A    | 4169-4-003  | FEDERAL  | \$0.00         | \$4,235.86      | \$0.00       | \$0.00         | \$0.00       | \$4,235.86      |
| A    | 4170        | INGRESOS POR VENTA DE BIENES Y PRESTACIÓN DE SERVICIOS | \$0.00         | \$794,711.00    | \$0.00       | \$0.00         | \$0.00       | \$794,711.00    |

59



# INSTITUTO TECNOLÓGICO SUPERIOR DE TEPEXI DE RODRÍGUEZ ESTADO DE PUEBLA

**Balanza de Comprobación del 01/ago./2020 al 31/ago./2020**  
**Cuentas de Mayor con saldo y/o movimientos. (De la cuenta: 1000 a la 6000)**

Usr: supervisor  
Rep: rptBalanzaComprobacion

Fecha y hora de Impresión | 30/sep./2020  
11:43 a. m.

| Nat. | Cuenta      | Nombre de la cuenta  | SALDO ANTERIOR  |                 | MOVIMIENTOS    |                | SALDO ACTUAL    |                 |
|------|-------------|--|-----------------|-----------------|----------------|----------------|-----------------|-----------------|
|      |             |  | DEUDOR          | ACREEDOR        | DEUDOR         | ACREEDOR       | DEUDOR          | ACREEDOR        |
| A    | 4173        | INGRESOS POR VENTA DE BIENES Y PRESTACIÓN DE SERVICIOS DE ENTIDADES PARAESTATALES Y FIDEICOMISOS NO EMPRESARIALES Y NO FINANCIEROS   | \$0.00          | \$794,711.00    | \$0.00         | \$0.00         | \$0.00          | \$794,711.00    |
| A    | 4173-01     | INGRESOS POR VENTA DE BIENES Y SERVICIOS DE ORGANISMOS DESCENTRALIZADOS  | \$0.00          | \$794,711.00    | \$0.00         | \$0.00         | \$0.00          | \$794,711.00    |
| A    | 4173-01-002 | captacion de derechos  | \$0.00          | \$791,611.00    | \$0.00         | \$0.00         | \$0.00          | \$791,611.00    |
| A    | 4173-01-004 | MULTAS POR REINSCRIPCIÓN EXTEMPORANEA  | \$0.00          | \$3,100.00      | \$0.00         | \$0.00         | \$0.00          | \$3,100.00      |
| A    | 4200        | PARTICIPACIONES, APORTACIONES, CONVENIOS, INCENTIVOS DERIVADOS DE LA COLABORACIÓN FISCAL, FONDOS DISTINTOS DE APORTACIONES, TRANSFERENCIAS, ASIGNACIONES, SUBSIDIOS Y SUBVENCIONES, Y PENSIONES Y JUBILACIONES | \$0.00          | \$14,936,919.00 | \$0.00         | \$2,473,905.00 | \$0.00          | \$17,410,824.00 |
| A    | 4220        | TRANSFERENCIAS, ASIGNACIONES, SUBSIDIOS Y SUBVENCIONES, Y PENSIONES Y JUBILACIONES   | \$0.00          | \$14,936,919.00 | \$0.00         | \$2,473,905.00 | \$0.00          | \$17,410,824.00 |
| A    | 4223        | SUBSIDIOS Y SUBVENCIONES   | \$0.00          | \$14,936,919.00 | \$0.00         | \$2,473,905.00 | \$0.00          | \$17,410,824.00 |
| A    | 4223-01     | SUBSIDIOS  | \$0.00          | \$14,936,919.00 | \$0.00         | \$2,473,905.00 | \$0.00          | \$17,410,824.00 |
| A    | 4223-01-002 | ESTADO   | \$0.00          | \$6,935,181.00  | \$0.00         | \$1,430,230.00 | \$0.00          | \$8,365,411.00  |
| A    | 4223-01-003 | FEDERAL  | \$0.00          | \$8,001,738.00  | \$0.00         | \$1,043,675.00 | \$0.00          | \$9,045,413.00  |
| D    | 5000        | GASTOS Y OTRAS PÉRDIDAS  | \$15,232,509.91 | \$0.00          | \$1,635,637.88 | \$0.00         | \$16,868,147.79 | \$0.00          |
| D    | 5100        | GASTOS DE FUNCIONAMIENTO   | \$15,172,072.80 | \$0.00          | \$1,635,637.88 | \$0.00         | \$16,807,710.68 | \$0.00          |
| D    | 5110        | SERVICIOS PERSONALES   | \$12,254,462.42 | \$0.00          | \$1,361,792.05 | \$0.00         | \$13,616,254.47 | \$0.00          |
| D    | 5111        | REMUNERACIONES AL PERSONAL DE CARÁCTER PERMANENTE  | \$7,486,246.80  | \$0.00          | \$948,565.92   | \$0.00         | \$8,434,812.72  | \$0.00          |
| D    | 5111-1132   | Sueldo Base al Personal de Confianza   | \$7,486,246.80  | \$0.00          | \$948,565.92   | \$0.00         | \$8,434,812.72  | \$0.00          |
| D    | 5113        | REMUNERACIONES ADICIONALES Y ESPECIALES  | \$1,355,640.94  | \$0.00          | \$4,067.36     | \$0.00         | \$1,359,708.30  | \$0.00          |
| D    | 5113-1311   | Primas por años de servicios efectivos prestados   | \$172,889.41    | \$0.00          | \$4,067.36     | \$0.00         | \$176,956.77    | \$0.00          |
| D    | 5113-1321   | Primas de vacaciones y Dominical   | \$443,783.67    | \$0.00          | \$0.00         | \$0.00         | \$443,783.67    | \$0.00          |
| D    | 5113-1322   | Gratificación de fin de año  | \$738,967.86    | \$0.00          | \$0.00         | \$0.00         | \$738,967.86    | \$0.00          |
| D    | 5114        | SEGURIDAD SOCIAL   | \$2,088,293.97  | \$0.00          | \$264,613.59   | \$0.00         | \$2,352,907.56  | \$0.00          |
| D    | 5114-1411   | Aportaciones de seguridad social   | \$1,938,733.01  | \$0.00          | \$245,689.88   | \$0.00         | \$2,184,422.89  | \$0.00          |
| D    | 5114-1431   | Aportaciones al sistema para el retiro   | \$149,560.96    | \$0.00          | \$18,923.71    | \$0.00         | \$168,484.67    | \$0.00          |
| D    | 5115        | OTRAS PRESTACIONES SOCIALES Y ECONÓMICAS   | \$1,324,280.71  | \$0.00          | \$144,545.18   | \$0.00         | \$1,468,825.89  | \$0.00          |
| D    | 5115-1521   | Indemnizaciones  | \$497,468.51    | \$0.00          | \$0.00         | \$0.00         | \$497,468.51    | \$0.00          |
| D    | 5115-1591   | Otras prestaciones sociales y económicas   | \$826,812.20    | \$0.00          | \$144,545.18   | \$0.00         | \$971,357.38    | \$0.00          |
| D    | 5120        | MATERIALES Y SUMINISTROS   | \$929,732.19    | \$0.00          | \$119,677.06   | \$0.00         | \$1,049,409.25  | \$0.00          |
| D    | 5121        | MATERIALES DE ADMINISTRACIÓN, EMISIÓN DE DOCUMENTOS Y ARTÍCULOS OFICIALES  | \$462,831.05    | \$0.00          | \$19,476.93    | \$0.00         | \$482,307.98    | \$0.00          |
| D    | 5121-2111   | Materiales, útiles y equipos menores de oficina  | \$202,365.17    | \$0.00          | \$1,385.00     | \$0.00         | \$203,750.17    | \$0.00          |
| D    | 5121-2141   | Materiales, útiles y equipos menores de tecnologías de la información y comunicaciones   | \$125,457.88    | \$0.00          | \$0.00         | \$0.00         | \$125,457.88    | \$0.00          |
| D    | 5121-2151   | Material impreso e información digital   | \$36,308.00     | \$0.00          | \$16,680.80    | \$0.00         | \$52,988.80     | \$0.00          |
| D    | 5121-2161   | Material de limpieza   | \$98,700.00     | \$0.00          | \$1,411.13     | \$0.00         | \$100,111.13    | \$0.00          |
| D    | 5122        | ALIMENTOS Y UTENSILIOS   | \$77,181.30     | \$0.00          | \$26,661.15    | \$0.00         | \$103,842.45    | \$0.00          |
| D    | 5122-2211   | Productos alimenticios para personas   | \$68,973.30     | \$0.00          | \$20,101.15    | \$0.00         | \$89,074.45     | \$0.00          |
| D    | 5122-2221   | Productos alimenticios para animales   | \$7,679.00      | \$0.00          | \$2,840.00     | \$0.00         | \$10,519.00     | \$0.00          |
| D    | 5122-2231   | Utensilios para el servicio de alimentación  | \$529.00        | \$0.00          | \$3,720.00     | \$0.00         | \$4,249.00      | \$0.00          |
| D    | 5124        | MATERIALES Y ARTÍCULOS DE CONSTRUCCIÓN Y DE REPARACIÓN   | \$35,762.24     | \$0.00          | \$1,909.00     | \$0.00         | \$37,671.24     | \$0.00          |
| D    | 5124-2421   | Cemento y productos de concreto  | \$3,747.24      | \$0.00          | \$0.00         | \$0.00         | \$3,747.24      | \$0.00          |

69



**INSTITUTO TECNOLÓGICO SUPERIOR DE TEPEXI DE RODRÍGUEZ**  
**ESTADO DE PUEBLA**

**Balanza de Comprobación del 01/ago./2020 al 31/ago./2020**  
**Cuentas de Mayor con saldo y/o movimientos. (De la cuenta: 1000 a la 6000)**

Usr: supervisor  
 Rep: rptBalanzaComprobacion

Fecha y 30/sep./2020  
 hora de Impresión 11:43 a. m.

| Nat. | Cuenta    | Nombre de la cuenta  | SALDO ANTERIOR |          | MOVIMIENTOS  |          | SALDO ACTUAL   |          |
|------|-----------|--|----------------|----------|--------------|----------|----------------|----------|
|      |           |  | DEUDOR         | ACREEDOR | DEUDOR       | ACREEDOR | DEUDOR         | ACREEDOR |
| D    | 5124-2451 | Vidrio y productos de vidrio   | \$580.00       | \$0.00   | \$0.00       | \$0.00   | \$580.00       | \$0.00   |
| D    | 5124-2461 | Material eléctrico y electrónico   | \$9,903.14     | \$0.00   | \$0.00       | \$0.00   | \$9,903.14     | \$0.00   |
| D    | 5124-2471 | Artículos metálicos para la construcción   | \$1,906.01     | \$0.00   | \$0.00       | \$0.00   | \$1,906.01     | \$0.00   |
| D    | 5124-2491 | Otros materiales y artículos de construcción y reparación  | \$19,625.85    | \$0.00   | \$1,909.00   | \$0.00   | \$21,534.85    | \$0.00   |
| D    | 5125      | PRODUCTOS QUÍMICOS, FARMACÉUTICOS Y DE LABORATORIO   | \$21,808.00    | \$0.00   | \$0.00       | \$0.00   | \$21,808.00    | \$0.00   |
| D    | 5125-2541 | Materiales, accesorios y suministros médicos   | \$21,808.00    | \$0.00   | \$0.00       | \$0.00   | \$21,808.00    | \$0.00   |
| D    | 5126      | COMBUSTIBLES, LUBRICANTES Y ADITIVOS   | \$193,438.94   | \$0.00   | \$28,115.18  | \$0.00   | \$221,554.12   | \$0.00   |
| D    | 5126-2611 | Combustibles   | \$190,510.41   | \$0.00   | \$28,115.18  | \$0.00   | \$218,625.59   | \$0.00   |
| D    | 5126-2612 | Lubricantes y Aditivos   | \$2,928.53     | \$0.00   | \$0.00       | \$0.00   | \$2,928.53     | \$0.00   |
| D    | 5127      | VESTUARIO, BLANCOS, PRENDAS DE PROTECCIÓN Y ARTÍCULOS DEPORTIVOS   | \$53,250.77    | \$0.00   | \$0.00       | \$0.00   | \$53,250.77    | \$0.00   |
| D    | 5127-2711 | Vestuario y uniformes  | \$48,958.77    | \$0.00   | \$0.00       | \$0.00   | \$48,958.77    | \$0.00   |
| D    | 5127-2731 | Artículos deportivos   | \$4,292.00     | \$0.00   | \$0.00       | \$0.00   | \$4,292.00     | \$0.00   |
| D    | 5129      | HERRAMIENTAS, REFACCIONES Y ACCESORIOS MENORES   | \$85,459.89    | \$0.00   | \$43,514.80  | \$0.00   | \$128,974.69   | \$0.00   |
| D    | 5129-2911 | Herramientas menores   | \$6,579.93     | \$0.00   | \$0.00       | \$0.00   | \$6,579.93     | \$0.00   |
| D    | 5129-2921 | Refacciones y accesorios menores de edificios  | \$4,410.22     | \$0.00   | \$0.00       | \$0.00   | \$4,410.22     | \$0.00   |
| D    | 5129-2941 | Refacciones y accesorios menores de equipo de cómputo y tecnologías de la información                      | \$22,989.69    | \$0.00   | \$24,360.00  | \$0.00   | \$47,349.69    | \$0.00   |
| D    | 5129-2961 | Refacciones y accesorios menores de equipo de transporte   | \$51,480.05    | \$0.00   | \$19,154.80  | \$0.00   | \$70,634.85    | \$0.00   |
| D    | 5130      | SERVICIOS GENERALES  | \$1,987,878.19 | \$0.00   | \$154,168.77 | \$0.00   | \$2,142,046.96 | \$0.00   |
| D    | 5131      | SERVICIOS BÁSICOS  | \$115,817.35   | \$0.00   | \$24,164.14  | \$0.00   | \$139,981.49   | \$0.00   |
| D    | 5131-3111 | Energía eléctrica  | \$67,058.00    | \$0.00   | \$9,150.00   | \$0.00   | \$76,208.00    | \$0.00   |
| D    | 5131-3131 | Agua   | \$9,942.00     | \$0.00   | \$0.00       | \$0.00   | \$9,942.00     | \$0.00   |
| D    | 5131-3141 | Telefonía tradicional  | \$37,535.35    | \$0.00   | \$15,014.14  | \$0.00   | \$52,549.49    | \$0.00   |
| D    | 5131-3171 | Servicios de acceso de Internet, redes y procesamiento de información                                      | \$1,282.00     | \$0.00   | \$0.00       | \$0.00   | \$1,282.00     | \$0.00   |
| D    | 5132      | SERVICIOS DE ARRENDAMIENTO   | \$255,699.00   | \$0.00   | \$1,618.20   | \$0.00   | \$257,317.20   | \$0.00   |
| D    | 5132-3271 | Arrendamiento de activos intangibles   | \$255,699.00   | \$0.00   | \$0.00       | \$0.00   | \$255,699.00   | \$0.00   |
| D    | 5132-3291 | Otros arrendamientos   | \$0.00         | \$0.00   | \$1,618.20   | \$0.00   | \$1,618.20     | \$0.00   |
| D    | 5133      | SERVICIOS PROFESIONALES, CIENTÍFICOS Y TÉCNICOS Y OTROS SERVICIOS  | \$601,990.46   | \$0.00   | \$60,421.79  | \$0.00   | \$662,412.25   | \$0.00   |
| D    | 5133-3311 | Servicios legales, de contabilidad, auditoría y relacionados   | \$73,800.00    | \$0.00   | \$4,213.21   | \$0.00   | \$78,013.21    | \$0.00   |
| D    | 5133-3321 | Servicios de diseño, arquitectura, ingeniería y actividades relacionadas                                   | \$60,000.00    | \$0.00   | \$0.00       | \$0.00   | \$60,000.00    | \$0.00   |
| D    | 5133-3331 | Servicios de consultoría administrativa, procesos, técnica y en tecnologías de la información              | \$131,080.00   | \$0.00   | \$0.00       | \$0.00   | \$131,080.00   | \$0.00   |
| D    | 5133-3341 | Servicios de capacitación  | \$136,529.70   | \$0.00   | -\$15,008.92 | \$0.00   | \$121,520.78   | \$0.00   |
| D    | 5133-3351 | Servicios de investigación científica y desarrollo   | \$0.00         | \$0.00   | \$4,524.00   | \$0.00   | \$4,524.00     | \$0.00   |
| D    | 5133-3361 | Servicios de apoyo administrativo, fotocopiado e impresión   | \$3,755.00     | \$0.00   | \$0.00       | \$0.00   | \$3,755.00     | \$0.00   |
| D    | 5133-3391 | Servicios profesionales, científicos y técnicos integrales   | \$196,825.76   | \$0.00   | \$66,693.50  | \$0.00   | \$263,519.26   | \$0.00   |
| D    | 5134      | SERVICIOS FINANCIEROS, BANCARIOS Y COMERCIALES   | \$194,052.91   | \$0.00   | \$3,671.92   | \$0.00   | \$197,724.83   | \$0.00   |
| D    | 5134-3411 | Servicios financieros y bancarios  | \$8,068.96     | \$0.00   | \$3,671.92   | \$0.00   | \$11,740.88    | \$0.00   |
| D    | 5134-3451 | Seguro de bienes patrimoniales   | \$185,983.95   | \$0.00   | \$0.00       | \$0.00   | \$185,983.95   | \$0.00   |
| D    | 5135      | SERVICIOS DE INSTALACIÓN, REPARACIÓN, MANTENIMIENTO Y CONSERVACIÓN   | \$296,969.94   | \$0.00   | \$18,995.00  | \$0.00   | \$315,964.94   | \$0.00   |
| D    | 5135-3511 | Conservación y mantenimiento menor de inmuebles  | \$53,650.00    | \$0.00   | \$0.00       | \$0.00   | \$53,650.00    | \$0.00   |
| D    | 5135-3521 | Instalación, reparación y mantenimiento de mobiliario y equipo de administración, educacional y recreativo | \$11,600.00    | \$0.00   | \$0.00       | \$0.00   | \$11,600.00    | \$0.00   |

61



**INSTITUTO TECNOLÓGICO SUPERIOR DE TEPEXI DE RODRÍGUEZ  
ESTADO DE PUEBLA**

**Balanza de Comprobación del 01/ago./2020 al 31/ago./2020  
Cuentas de Mayor con saldo y/o movimientos. (De la cuenta: 1000 a la 6000)**

Usr: supervisor  
Rep: rptBalanzaComprobacion

Fecha y hora de Impresión | 30/sep./2020  
11:43 a. m.

| Nat.               | Cuenta    | Nombre de la cuenta  | SALDO ANTERIOR         |                        | MOVIMIENTOS           |                       | SALDO ACTUAL           |                        |
|--------------------|-----------|--|------------------------|------------------------|-----------------------|-----------------------|------------------------|------------------------|
|                    |           |  | DEUDOR                 | ACREEDOR               | DEUDOR                | ACREEDOR              | DEUDOR                 | ACREEDOR               |
| D                  | 5135-3531 | Instalación, reparación y mantenimiento de equipo de cómputo y tecnologías de la información | \$5,800.00             | \$0.00                 | \$0.00                | \$0.00                | \$5,800.00             | \$0.00                 |
| D                  | 5135-3551 | Reparación y mantenimiento de equipo de transporte   | \$86,718.90            | \$0.00                 | \$18,995.00           | \$0.00                | \$105,713.90           | \$0.00                 |
| D                  | 5135-3571 | Instalación, reparación y mantenimiento de maquinaria, otros equipos y herramienta           | \$139,201.04           | \$0.00                 | \$0.00                | \$0.00                | \$139,201.04           | \$0.00                 |
| D                  | 5137      | SERVICIOS DE TRASLADO Y VIÁTICOS   | \$181,311.06           | \$0.00                 | \$12,453.72           | \$0.00                | \$193,764.78           | \$0.00                 |
| D                  | 5137-3712 | Pasajes Aéreos Internacionales   | \$10,000.00            | \$0.00                 | \$0.00                | \$0.00                | \$10,000.00            | \$0.00                 |
| D                  | 5137-3721 | Pasajes terrestres Nacionales  | \$1,466.00             | \$0.00                 | \$1,520.90            | \$0.00                | \$2,986.90             | \$0.00                 |
| D                  | 5137-3751 | Viáticos en el país  | \$130,602.50           | \$0.00                 | \$10,932.82           | \$0.00                | \$141,535.32           | \$0.00                 |
| D                  | 5137-3761 | Viáticos en el extranjero  | \$38,678.56            | \$0.00                 | \$0.00                | \$0.00                | \$38,678.56            | \$0.00                 |
| D                  | 5137-3791 | Otros servicios de traslado y hospedaje  | \$564.00               | \$0.00                 | \$0.00                | \$0.00                | \$564.00               | \$0.00                 |
| D                  | 5138      | SERVICIOS OFICIALES  | \$16,588.00            | \$0.00                 | \$0.00                | \$0.00                | \$16,588.00            | \$0.00                 |
| D                  | 5138-3821 | Gastos de orden social y cultural  | \$9,896.00             | \$0.00                 | \$0.00                | \$0.00                | \$9,896.00             | \$0.00                 |
| D                  | 5138-3831 | Congresos y convenciones   | \$6,692.00             | \$0.00                 | \$0.00                | \$0.00                | \$6,692.00             | \$0.00                 |
| D                  | 5139      | OTROS SERVICIOS GENERALES  | \$325,449.47           | \$0.00                 | \$32,844.00           | \$0.00                | \$358,293.47           | \$0.00                 |
| D                  | 5139-3921 | Impuestos y derechos   | \$7,035.72             | \$0.00                 | \$0.00                | \$0.00                | \$7,035.72             | \$0.00                 |
| D                  | 5139-3981 | Impuesto sobre nóminas y otros que se deriven de una relación laboral                        | \$318,413.75           | \$0.00                 | \$32,844.00           | \$0.00                | \$351,257.75           | \$0.00                 |
| D                  | 5200      | TRANSFERENCIAS, ASIGNACIONES, SUBSIDIOS Y OTRAS AYUDAS                                       | \$60,437.11            | \$0.00                 | \$0.00                | \$0.00                | \$60,437.11            | \$0.00                 |
| D                  | 5240      | AYUDAS SOCIALES  | \$60,437.11            | \$0.00                 | \$0.00                | \$0.00                | \$60,437.11            | \$0.00                 |
| D                  | 5243      | AYUDAS SOCIALES A INSTITUCIONES  | \$60,437.11            | \$0.00                 | \$0.00                | \$0.00                | \$60,437.11            | \$0.00                 |
| D                  | 5243-4441 | Ayudas sociales a actividades científicas o académicas                                       | \$60,437.11            | \$0.00                 | \$0.00                | \$0.00                | \$60,437.11            | \$0.00                 |
| <b>Sumas =&gt;</b> |           |  | <b>\$79,265,827.15</b> | <b>\$79,265,827.15</b> | <b>\$9,746,478.32</b> | <b>\$9,746,478.32</b> | <b>\$81,783,116.83</b> | <b>\$81,783,116.83</b> |

LIC. HUGO CARDOSO HERNANDEZ  
DIRECTOR GENERAL

L.C. MISAEAL MARTINEZ CABRERA  
JEFE DEL DEPARTAMENTO DE RECURSOS FINANCIEROS

L.C. GUILLERMINA MARTINEZ CORONA  
SUBDIRECTORA ADMINISTRATIVA

C.P. DULCE MARIA SANCHEZ HERNANDEZ  
JEFA DE DEPARTAMENTO DE PLANEACION, PROGRAMACION Y EVALUACION

62

INSTITUTO TECNOLÓGICO SUPERIOR DE TEPEXI  
 ORGANISMO PÚBLICO DESCENTRALIZADO DEL GOBIERNO DEL ESTADO DE PUEBLA  
 INFORME FINANCIERO  
 ORIGEN Y APLICACIÓN POR CAPITULO AL 31 DE AGOSTO DEL 2020


|   |      | TOTAL EJERCIDO                                      |                 | AGOSTO          | ACUMULADO                     |
|---|------|---|-----------------|-----------------|-------------------------------|
|   |      | \$  | 15,208,252.50   | \$              | 1,611,277.88 \$ 17,111,987.79 |
| D | 5000 | GASTOS Y OTRAS PÉRDIDAS                             | \$ 7,759,525.59 | \$ 82,491.27    | \$ 8,110,216.86               |
| D | 5100 | GASTOS DE FUNCIONAMIENTO FEDERALES                  | \$ 7,759,525.59 | \$ 82,491.27    | \$ 8,110,216.86               |
|   | 5110 | SERVICIOS PERSONALES                                | \$ 5,272,482.12 | \$ 91,040.37    | \$ 5,181,441.75               |
|   | 5111 | REMUNERACIONES AL PERSONAL DE CARÁCTER PERMANENTE   | \$ 516,813.23   | \$ 504,266.50   | \$ 12,546.73                  |
|   |      | REMUNERACIONES ADICIONALES                          | \$ 1,343,094.21 | \$ 4,067.36     | \$ 1,347,161.57               |
|   | 5114 | SEGURIDAD SOCIAL                                    | \$ 2,088,293.97 | \$ 264,613.59   | \$ 2,352,907.56               |
|   | 5115 | OTRAS PRESTACIONES SOCIALES Y ECONÓMICAS            | \$ 1,324,280.71 | \$ 144,545.18   | \$ 1,468,825.89               |
| D | 5120 | MATERIALES Y SUMINISTROS                            | \$ 907,551.78   | \$ 141,857.47   | \$ 1,049,409.25               |
| D | 5122 | MATERIALES DE ADMINISTRACION                        | \$ 462,831.05   | \$ 19,476.93    | \$ 482,307.98                 |
|   |      | ALIMENTOS Y UTENSILIOS                              | \$ 77,181.30    | \$ 26,661.15    | \$ 103,842.45                 |
|   |      | MATERIALES Y ARTICULOS DE CONSTRUCCION              | \$ 35,762.24    | \$ 1,909.00     | \$ 37,671.24                  |
|   |      | PRODUCTOS QUIMICOS                                  | \$ 21,808.00    | \$              | \$ 21,808.00                  |
|   |      | COMBUSTIBLES, LUBRICANTES Y ADITIVOS                | \$ 189,258.53   | \$ 32,295.59    | \$ 221,554.12                 |
|   |      | VESTUARIO, BLANCOS, PRENDAS DE PROTECCION           | \$ 35,250.77    | \$ 18,000.00    | \$ 53,250.77                  |
| D | 5129 | HERRAMIENTAS, REFACCIONES Y ACCESORIOS              | \$ 85,459.89    | \$ 43,514.80    | \$ 128,974.69                 |
| D | 5130 | SERVICIOS GENERALES                                 | \$ 1,579,491.69 | \$ 100,926.17   | \$ 1,680,417.86               |
| D | 5131 | SERVICIOS BÁSICOS                                   | \$ 115,817.35   | \$ 24,164.14    | \$ 139,981.49                 |
|   |      | SERVICIOS DE ARRENDAMINOTOS                         | \$ 255,699.00   | \$ 1,618.20     | \$ 257,317.20                 |
| D | 5133 | SERVICIOS PROFESIONALES, CIENTÍFICOS Y TÉCNICOS     | \$ 393,979.14   | \$ 58,029.79    | \$ 452,008.93                 |
| D | 5134 | SERVICIOS FINANCIEROS, BANCARIOS Y COMERCIALES      | \$ 189,985.95   | \$ 1,499.88     | \$ 191,485.83                 |
|   |      | SERVICIOS DE INSTALACION, REPARACION, MANTENIMIENTO | \$ 296,969.94   | \$ 18,995.00    | \$ 315,964.94                 |
| D | 5137 | SERVICIOS DE TRASLADO Y VIÁTICOS                    | \$ 179,234.06   | \$ 36,224.84    | \$ 143,009.22                 |
|   |      | SERVICIOS OFICIALES                                 | \$ 16,588.00    | \$              | \$ 16,588.00                  |
| D | 5139 | OTROS SERVICIOS GENERALES                           | \$ 131,218.25   | \$ 32,844.00    | \$ 164,062.25                 |
|   |      | TRANSFERENCIA, ASIGNACIONES Y AYUDA                 | \$ -            | \$ -            | \$ -                          |
|   |      | AYUDAS SOCIALES A ACTIVIDADES                       | \$ -            | \$ -            | \$ -                          |
|   |      | BIENES MUEBLES, INMUEBLES E INTANGIBLES             | \$ -            | \$ 69,252.00    | \$ 198,948.00                 |
|   |      | MOBILIARIO Y EQUIPO DE ADMINISTRACION               | \$ 268,200.00   | \$ 24,360.00    | \$ 243,840.00                 |
|   |      | MAQUINARIA E INSTRUMENTAL MEDICO                    | \$ -            | \$ 44,892.00    | \$ 44,892.00                  |
|   | 5000 | GASTOS Y OTRAS PÉRDIDAS                             | \$ 7,243,865.23 | \$ 1,388,818.79 | \$ 8,632,684.02               |
|   | 5100 | GASTOS DE FUNCIONAMIENTO ESTATALES                  | \$ 7,243,865.23 | \$ 1,388,818.79 | \$ 8,632,684.02               |
|   | 5110 | SERVICIOS PERSONALES                                | \$ 6,981,980.30 | \$ 1,452,832.42 | \$ 8,434,812.72               |
|   | 5111 | REMUNERACIONES AL PERSONAL DE CARÁCTER PERMANENTE   | \$ 6,981,980.30 | \$ 1,452,832.42 | \$ 8,434,812.72               |
|   |      | REMUNERACIONES ADICIONALES                          | \$ -            | \$ -            | \$ -                          |
|   | 5114 | SEGURIDAD SOCIAL                                    | \$ -            | \$ -            | \$ -                          |
|   | 5115 | OTRAS PRESTACIONES SOCIALES Y ECONÓMICAS            | \$ -            | \$ -            | \$ -                          |
|   | 5130 | SERVICIOS GENERALES                                 | \$ 208,322.82   | \$ 10,451.52    | \$ 197,871.30                 |
|   |      | SERVICIOS PROFESIONALES, CIENTÍFICOS, TÉCNICOS      | \$ 10,600.00    | \$ 10,600.00    | \$ -                          |
|   | 5134 | SERVICIOS FINANCIEROS, BANCARIOS Y COMERCIALES      | \$ 3,491.60     | \$ 148.48       | \$ 3,640.08                   |
|   | 5139 | OTROS SERVICIOS GENERALES                           | \$ 194,231.22   | \$              | \$ 194,231.22                 |
|   |      | TRANSFERENCIA, ASIGNACIONES Y AYUDA                 | \$ 53,562.11    | \$ 53,562.11    | \$ -                          |
|   |      | AYUDAS SOCIALES A ACTIVIDADES                       | \$ 53,562.11    | \$ 53,562.11    | \$ -                          |
|   | 5000 | GASTOS Y OTRAS PÉRDIDAS                             | \$ 138,217.20   | \$ 111,070.82   | \$ 255,545.43                 |
|   |      | GASTOS DE FUNCIONAMIENTO CAPTACION DE DERECHOS      | \$ 138,217.20   | \$ 111,070.82   | \$ 255,545.43                 |
|   |      | MATERIALES Y SUMINISTROS                            | \$ -            | \$ 4,180.41     | \$ -                          |
|   |      | COMBUSTIBLES, LUBRICANTES Y ADITIVOS                | \$ 4,180.41     | \$ 4,180.41     | \$ -                          |

|      |  |    |            |    |           |    |            |
|------|--|----|------------|----|-----------|----|------------|
| 5130 | SERVICIOS GENERALES                            | \$ | 131,342.20 | \$ | 61,689.12 | \$ | 195,108.32 |
|      | SERVICIOS PROFESIONALES                        | \$ | 130,933.88 | \$ | 12,992.00 | \$ | 143,925.88 |
|      | SERVICIOS FINANCIEROS, BANCARIOS Y COMERCIALES | \$ | 408.32     | \$ | 18.56     | \$ | 426.88     |
|      | SERVICIOS DE TRASLADO Y VIÁTICOS               | \$ | 2,077.00   | \$ | 48,678.56 | \$ | 50,755.56  |
|      | TRANSFERENCIA, ASIGNACIONES Y AYUDA            | \$ | 6,875.00   | \$ | 53,562.11 | \$ | 60,437.11  |
|      | AYUDAS SOCIALES A ACTIVIDADES                  | \$ | 6,875.00   | \$ | 53,562.11 | \$ | 60,437.11  |


|      |  |    |           |    |           |    |            |
|------|--|----|-----------|----|-----------|----|------------|
| 5000 | GASTOS Y OTRAS PÉRDIDAS                    | \$ | 66,644.48 | \$ | 28,897.00 | \$ | 113,541.48 |
|      | GASTOS DE FUNCIONAMIENTO, INGRESOS PROPIOS | \$ | 66,644.48 | \$ | 28,897.00 | \$ | 113,541.48 |

|      |   |    |           |     |           |    |   |
|------|---|----|-----------|-----|-----------|----|---|
| 5120 | MATERIALES Y SUMINISTROS                  |    |           | -\$ | 18,000.00 | \$ | - |
|      | VESTUARIO, BLANCOS, PRENDAS DE PROTECCION | \$ | 18,000.00 | -\$ | 18,000.00 | \$ | - |

|      |   |    |           |    |           |    |           |
|------|---|----|-----------|----|-----------|----|-----------|
| 5130 | SERVICIOS GENERALES   | \$ | 66,644.48 | \$ | 2,005.00  | \$ | 68,649.48 |
|      | SERVICIOS PROFESIONALES, CIENTÍFICOS Y TÉCNICOS Y OTROS SERVICIOS | \$ | 66,496.00 |    |           | \$ | 66,496.00 |
|      | SERVICIOS FINANCIEROS   | \$ | 148.48    | \$ | 2,005.00  | \$ | 2,153.48  |
|      | BIENES MUEBLES E INMUEBLES  | \$ | -         | \$ | 44,892.00 | \$ | 44,892.00 |
|      | EQUIPO E INSTRUMENTAL MEDICO Y DE LABORATORIO                     | \$ | -         | \$ | 44,892.00 | \$ | 44,892.00 |

ELABORO  
  
 L.C. MISAE MARTINEZ  
 RECURSOS FINANCIEROS

REVISO  
  
 L.C. GUILLERMINA MARTINEZ CORONA  
 SUBDIRECCION ADMINISTRATIVA

AUTORIZO  
  
 LIC. HUGO CARDOSO HERNANDEZ  
 DIRECCION GENERAL



INSTITUTO TECNOLÓGICO SUPERIOR DE TEPEXI  
 ORGANISMO PÚBLICO DESCENTRALIZADO DEL GOBIERNO DEL ESTADO DE PUEBLA  
 INGRESOS Y EGRESOS  
 ORIGEN Y APLICACIÓN POR CAPITULO AL 31 DE AGOSTO DEL 2020

|                                | ANTERIOR         | MENSUAL         | ACUMULADO       |
|--------------------------------|------------------|-----------------|-----------------|
| <b>INGRESOS</b>                | \$ 15,777,764.87 | \$ 2,473,905.00 | #####           |
| SUBSIDIO FEDERAL               | \$ 8,001,738.00  | \$ 1,043,675.00 | \$ 9,045,413.00 |
| SUBSIDIO ESTATAL               | \$ 6,935,181.00  | \$ 1,430,230.00 | \$ 8,365,411.00 |
| CAPTACION DE DERECHOS (ESTADO) | \$ 791,611.00    |                 | \$ 791,611.00   |
| <b>OTROS INGRESOS</b>          | \$ 49,234.87     | \$ -            | \$ 49,234.87    |
| INGRESOS PROPIOS               | \$ 3,100.00      |                 | \$ 3,100.00     |
| FEDERALES                      | \$ 45,389.37     |                 | \$ 45,389.37    |
| ESTATAL                        | \$ 745.50        |                 | \$ 745.50       |
| <b>EGRESOS</b>                 | 15,232,509.91    | 1,635,637.88    | 16,868,147.79   |
| <b>FEDERAL</b>                 | \$ 7,759,525.59  | \$ 151,743.27   | \$ 7,911,268.86 |
| SERVICIOS PERSONALES           | \$ 5,272,482.12  | -\$ 91,040.37   | \$ 5,181,441.75 |
| MATERIALES Y SUMINISTROS       | \$ 907,551.78    | \$ 141,857.47   | \$ 1,049,409.25 |
| SERVICIOS GENERALES            | \$ 1,579,491.69  | \$ 100,926.17   | \$ 1,680,417.86 |
| TRANSFERENCIAS Y AYUDAS        | \$ -             |                 | \$ -            |
| BIENES MUEBLES                 |                  |                 |                 |
| OBRA PUBLICA                   | 0                |                 | \$ -            |
| <b>ESTADO</b>                  | \$ 7,243,865.23  | \$ 1,388,818.79 | \$ 8,632,684.02 |
| SERVICIOS PERSONALES           | \$ 6,981,980.30  | \$ 1,452,832.42 | \$ 8,434,812.72 |
| MATERIALES Y SUMINISTROS       | \$ -             | \$ -            | \$ -            |
| SERVICIOS GENERALES            | \$ 208,322.82    | -\$ 10,451.52   | \$ 197,871.30   |
| TRANSFERENCIAS Y AYUDAS        | \$ 53,562.11     | -\$ 53,562.11   | \$ -            |
| BIENES MUEBLES                 | \$ -             |                 | \$ -            |
| OBRA PUBLICA                   | 0                |                 | \$ -            |
| <b>CAPTACION DE DERECHOS</b>   | \$ 144,474.61    | \$ 111,070.82   | \$ 255,545.43   |
| SERVICIOS PERSONALES           | \$ -             |                 | \$ -            |
| MATERIALES Y SUMINISTROS       | \$ 4,180.41      | -\$ 4,180.41    | \$ -            |
| SERVICIOS GENERALES            | \$ 133,419.20    | \$ 61,689.12    | \$ 195,108.32   |
| TRANSFERENCIAS Y AYUDAS        | \$ 6,875.00      | \$ 53,562.11    | \$ 60,437.11    |
| BIENES MUEBLES                 | \$ -             |                 | \$ -            |
| OBRA PUBLICA                   | \$ -             |                 | \$ -            |
| <b>INGRESOS PROPIOS</b>        | \$ 84,644.48     | -\$ 15,995.00   | \$ 68,649.48    |
| SERVICIOS PERSONALES           | \$ -             |                 | \$ -            |
| MATERIALES Y SUMINISTROS       | \$ 18,000.00     | -\$ 18,000.00   | \$ -            |
| SERVICIOS GENERALES            | \$ 66,644.48     | \$ 2,005.00     | \$ 68,649.48    |
| TRANSFERENCIAS Y AYUDAS        | \$ -             |                 | \$ -            |
| BIENES MUEBLES                 | \$ -             |                 | \$ -            |
| OBRA PUBLICA                   | 0                |                 | \$ -            |


FEDERAL  
 ESTADO  
 CAPTACION DE DERECHOS  
 INGRESOS PROPIOS

| REMANENTE |              |
|-----------|--------------|
| \$        | 1,179,533.51 |
| -\$       | 266,527.52   |
| \$        | 536,065.57   |
| -\$       | 65,549.48    |
| \$        | 1,383,522.08 |

ELABORO

L.C. MISABEL MARTINEZ CABRERA  
  
 RECURSOS FINANCIEROS

REVISO

L.C. GUILLERMINA MARTINEZ CORONA  
  
 SUBDIRECCION ADMINISTRATIVA

AUTORIZO

LIC. HUGO CARDOSO HERNANDEZ  
  
 DIRECTOR GENERAL